

**NOTICE OF MEETING  
OF THE  
CITY OF DIBOLL CITY COUNCIL**

The City Council will meet in a regular session meeting in the City Hall Council Chambers, located at 400 Kenley, Diboll, Texas, on Tuesday, April 11, 2023 at 5:15p.m.

Call to Order

Invocation

Pledge of Allegiance

**CITIZENS PRESENTATION:** (Limited to 3 minutes)

This item provides the opportunity to address the City Council on any matter whether or not it is posted on the agenda. However, in accordance with the Texas Open Meetings Act, Section 551.041, the Council cannot discuss, deliberate, or take any action on matters not listed on the agenda. At this time, the Council will receive citizen comments, and if necessary, may refer the matter to City staff for research, resolution, or referral to Council on a future agenda.

**Item #1: CONSENT AGENDA:** All matters listed under Consent Agenda are considered to be routine by the City Council and will be enacted by one motion. There will not be separate discussion. If discussion is desired, that item will be removed from the consent agenda and will be considered separately. Consider approval of the following reports:

- a. Minutes from March 14, 2023, Regular Session Meeting
- b. Financial Statement for March 2023
- c. 12-Month Attendance Record for March 2023
- d. Investment Report for Quarter ending March 2023

**Item #2:** Consideration and possible action to approve proposed Interlocal Agreement, between Angelina County and the City of Diboll, regarding repair and maintenance work on streets and roads located within the corporate limits of the City of Diboll.

**Item #3:** Consideration and possible action to approve Ordinance 2023-04-001 prohibiting smoking and tobacco use, including e-cigarettes and vapes, in all municipal buildings, the municipal golf course, Old Orchard Park and municipal vehicles in the city of Diboll, Texas.

**Item #4:** Consideration and possible action to approve Street Overlay Program for 2023.

**Item #5: DEPARTMENT HEAD REPORTS**

- a. Fire Department Report
- b. Police Department Report
- c. Public Works Report
- d. Code Compliance Report
- e. Finance & Court Report
- f. City Manager Report

## Adjournment

Note: Mayor and Council Reports on Items of Community Interest- Pursuant to Texas Government Code Section 551.0415 the City Council may report on the following items (1) expression of thanks, congratulations, or condolences; (2) information about holiday schedules; (3) recognition of individuals; (4) reminders about upcoming City Council events; (5) information about community events; (6) announcements involving imminent threat to public health and safety.

I certify that this Notice of Meeting was posted in a glass-enclosed case in front of City Hall at 400 Kenley Street, Diboll, Texas, and available for viewing by the public prior to 5:15 p.m. on April 7, 2023, as well as at the City's website.

*Rosa M. Olvera*

---

Rosa M. Olvera - City Secretary  
Posted: 4/7/2023



**MINUTES OF THE GOVERNING BODY OF THE CITY OF DIBOLL, TEXAS  
REGULAR SESSION MEETING ON TUESDAY, MARCH 14, 2023, AT 5:15 P.M., IN  
THE DIBOLL CITY HALL CHAMBERS.**

**COUNCIL PRESENT**

Mayor Trey Wilkerson, Mayor Pro Tem Daniel Lopez, Councilmembers Benita Sheffield Duffield, Brian Moreno, Luis Maldonado, Ray Williams, Jr. and Ruben Terrazas. (Ruben Terrazas arrived during presentation of Item 2)

**COUNCIL ABSENT**

**STAFF PRESENT**

City Manager Jason A. Arnold, City Secretary Rosa Olvera, Finance Director Sam Durham, Public Works Director Joshua Richard, Code Compliance Official Tino Lopez, Fire Chief Aaron Smith and Officer Felix Estrada.

**Call to Order:** Mayor Trey Wilkerson called the meeting to order at 5:15p.m.

Mayor Trey Wilkerson gave the invocation, then led the Pledge of Allegiance which was recited by those in attendance.

**CITIZENS PRESENTATION:** (Limited to 3 minutes)

This item provides the opportunity to address the City Council on any matter whether or not it is posted on the agenda. However, in accordance with the Texas Open Meetings Act, Section 551.041, the Council cannot discuss, deliberate, or take any action on matters not listed on the agenda. At this time, the Council will receive citizen comments, and if necessary, may refer the matter to City staff for research, resolution, or referral to Council on a future agenda.

Public Participation: Resident at LBJ Street expressed concern regarding speeding in the area.

**Item #1: CONSENT AGENDA:** All matters listed under Consent Agenda are considered to be routine by the City Council and will be enacted by one motion. There will not be separate discussion. If discussion is desired, that item will be removed from the consent agenda and will be considered separately. Consider approval of the following reports:

- a. Minutes from February 14, 2023, Regular Session Meeting
- b. Financial Statement for February 2023
- c. 12-Month Attendance Record for February 2023

Daniel Lopez made a motion to approve and Luis Maldonado second.  
All in Favor, none opposed, motion carries.

**Item #2:** Oath of office administered to newly hired Police Officer.

Officer Felix Estrada introduced Officer Archer and Mayor Trey Wilkerson administered the Oath of Office.

**Item #3:** Consideration and possible action to approve Ordinance 2023-03-001 for the third (3<sup>rd</sup>) amendment to the 2022-2023 Operating Budget.

Luis Maldonado made a motion to approve and Daniel Lopez second.  
All in Favor, none opposed, motion carries.

**Item #4:** Consideration and possible action to approve Resolution 2023-03-001; cancelling of the May 6, 2023 general election due to no opposition for District 1, District 3, At Large Place 5

Brian Moreno made a motion to approve and Luis Maldonado second.  
All in Favor, none opposed, motion carries.

**Item #5:** Consideration and possible action to approve Resolution 2023-03-002 of the City of Diboll, Texas providing for the calling and ordering of Special Election to be held on May 6th, 2023, for the purpose of voting on proposed amendments to the Home Rule Charter providing for the necessary notices and fixing the date.

Brian Moreno made a motion to approve and Daniel Lopez second.  
All in Favor, none opposed, motion carries.

**Item #6:** Consideration and possible action to approve Resolution 2023-03-003; a contract agreement between the City of Diboll and Diboll ISD to hold a joint election on May 6, 2023.

Daniel Lopez made a motion to approve and Luis Maldonado second.  
All in Favor, none opposed, motion carries.

**Item #7: DEPARTMENT HEAD REPORTS**

- a. Fire Department Report
- b. Police Department Report
- c. Public Works Report
- d. Code Compliance Report
- e. Finance & Court Report
- f. City Manager Report

**Adjournment**

Mayor Wilkerson called to adjourn at 5:27p.m.

Minutes of the March 14, 2023 Regular Session Meeting approved by council on this the 11<sup>th</sup> day of April, 2023.

**ATTEST BY:**

\_\_\_\_\_  
Rosa M. Olvera, City Secretary

STATE OF TEXAS    §  
ANGELINA COUNTY §  
CITY OF DIBOLL    §





City of Diboll

# Financial Report

## Group Summary

For Fiscal: 2022-2023 Period Ending: 03/31/2023

| Category  | Original<br>Total Budget | Current<br>Total Budget | MTD Activity       | YTD Activity        | YTD Activity +<br>Encumbrances | Budget<br>Remaining |
|---|--------------------------|-------------------------|--------------------|---------------------|--------------------------------|---------------------|
| <b>Fund: 01 - General Fund</b>                    |                          |                         |                    |                     |                                |                     |
| <b>Revenue</b>                                    |                          |                         |                    |                     |                                |                     |
| 3100 - Charges for Service                        | 5,000.00                 | 5,000.00                | 2,000.00           | 3,500.00            | 3,500.00                       | 1,500.00            |
| 3130 - Penalties & Interest                       | 0.00                     | 0.00                    | 163.89             | 0.00                | 0.00                           | 0.00                |
| 3200 - Fines and Fees                             | 485,500.00               | 485,500.00              | 38,910.36          | 141,604.42          | 141,604.42                     | 343,895.58          |
| 3210 - Licenses & Permits                         | 15,119.41                | 15,119.41               | 240.00             | 12,304.18           | 12,304.18                      | 2,815.23            |
| 3500 - Franchise Tax                              | 399,969.77               | 399,969.77              | 6,741.49           | 77,968.10           | 77,968.10                      | 322,001.67          |
| 3550 - Property Tax                               | 1,293,593.32             | 1,293,593.32            | 18,899.20          | 1,283,915.72        | 1,283,915.72                   | 9,677.60            |
| 3700 - Sales Tax                                  | 616,909.05               | 616,909.05              | 58,931.63          | 382,654.28          | 382,654.28                     | 234,254.77          |
| 3800 - Interest                                   | 2,500.00                 | 2,500.00                | 1,607.66           | 9,356.48            | 9,356.48                       | -6,856.48           |
| 3805 - Miscellaneous                              | 1,000.00                 | 1,000.00                | 760.57             | 2,466.02            | 2,466.02                       | -1,466.02           |
| 3940 - Contributions & Grants                     | 10,400.00                | 26,783.00               | 8,015.35           | 10,815.35           | 10,815.35                      | 15,967.65           |
| 3960 - Donations                                  | 0.00                     | 3,000.00                | 0.00               | 3,000.00            | 3,000.00                       | 0.00                |
| <b>Revenue Total:</b>                             | <b>2,829,991.55</b>      | <b>2,849,374.55</b>     | <b>136,270.15</b>  | <b>1,927,584.55</b> | <b>1,927,584.55</b>            | <b>921,790.00</b>   |
| <b>Expense</b>                                    |                          |                         |                    |                     |                                |                     |
| 4000 - Insurance                                  | 69,193.10                | 69,193.10               | 0.00               | 56,219.97           | 56,219.97                      | 12,973.13           |
| 4010 - Grant Expense                              | 13,000.00                | 29,383.00               | 0.00               | 0.00                | 0.00                           | 29,383.00           |
| 4030 - Fines & Fees                               | 450.00                   | 450.00                  | 0.00               | 39.00               | 39.00                          | 411.00              |
| 4040 - Administrative                             | 262,101.00               | 264,101.00              | 93,922.94          | 237,903.45          | 239,542.88                     | 24,558.12           |
| 4080 - Capital Purchase                           | 127,500.00               | 132,628.00              | 0.00               | 19,290.00           | 36,034.15                      | 96,593.85           |
| 4100 - Contractual & Professional Services        | 244,659.00               | 244,659.00              | 7,271.90           | 101,953.08          | 102,128.08                     | 142,530.92          |
| 4110 - Intergov't Contracts                       | 169,751.94               | 169,751.94              | 1,750.00           | 23,951.06           | 23,951.06                      | 145,800.88          |
| 4210 - Project Expense                            | 0.00                     | 0.00                    | 1,009.06           | 1,009.06            | 1,009.06                       | -1,009.06           |
| 4300 - Utility                                    | 79,372.00                | 79,372.00               | 4,202.58           | 52,180.77           | 52,180.77                      | 27,191.23           |
| 4400 - Repairs & Maintenance                      | 226,600.00               | 238,855.00              | 24,400.64          | 68,963.14           | 78,964.95                      | 159,890.05          |
| 4460 - Materials & Supplies                       | 198,070.53               | 202,870.53              | 10,081.25          | 53,671.16           | 74,743.96                      | 128,126.57          |
| 4500 - Miscellaneous                              | 3,500.00                 | 11,400.00               | 3,987.71           | 6,702.22            | 7,342.37                       | 4,057.63            |
| 4800 - Payroll Expense                            | 2,084,115.94             | 2,084,115.94            | 144,673.73         | 1,102,534.99        | 1,102,534.99                   | 981,580.95          |
| 4860 - Personnel                                  | 39,950.00                | 39,950.00               | 40.00              | 9,251.89            | 9,701.89                       | 30,248.11           |
| 9999 - Transfers                                  | -698,972.00              | -698,972.00             | 0.00               | 0.00                | 0.00                           | -698,972.00         |
| <b>Expense Total:</b>                             | <b>2,819,291.51</b>      | <b>2,867,757.51</b>     | <b>291,339.81</b>  | <b>1,733,669.79</b> | <b>1,784,393.13</b>            | <b>1,083,364.38</b> |
| <b>Fund: 01 - General Fund Surplus (Deficit):</b> | <b>10,700.04</b>         | <b>-18,382.96</b>       | <b>-155,069.66</b> | <b>193,914.76</b>   | <b>143,191.42</b>              | <b>-161,574.38</b>  |

Financial Report

For Fiscal: 2022-2023 Period Ending: 03/31/2023

| Category  | Original<br>Total Budget | Current<br>Total Budget | MTD Activity      | YTD Activity        | YTD Activity +<br>Encumbrances | Budget<br>Remaining |
|---|--------------------------|-------------------------|-------------------|---------------------|--------------------------------|---------------------|
| <b>Fund: 02 - Utility Fund</b>                    |                          |                         |                   |                     |                                |                     |
| <b>Revenue</b>                                    |                          |                         |                   |                     |                                |                     |
| 3100 - Charges for Service                        | 3,309,117.00             | 3,309,117.00            | 573,146.24        | 1,607,600.26        | 1,607,600.26                   | 1,701,516.74        |
| 3130 - Penalties & Interest                       | 25,000.00                | 25,000.00               | 45,499.21         | 166,940.43          | 166,940.43                     | -141,940.43         |
| 3200 - Fines and Fees                             | 1,000.00                 | 1,000.00                | 0.00              | 3,492.70            | 3,492.70                       | -2,492.70           |
| 3800 - Interest                                   | 300.00                   | 300.00                  | 0.00              | 6,483.08            | 6,483.08                       | -6,183.08           |
| 3805 - Miscellaneous                              | 0.00                     | 0.00                    | 2,531.13          | 8,714.61            | 8,714.61                       | -8,714.61           |
| 3940 - Contributions & Grants                     | 0.00                     | 0.00                    | 34,500.00         | 34,500.00           | 34,500.00                      | -34,500.00          |
| <b>Revenue Total:</b>                             | <b>3,335,417.00</b>      | <b>3,335,417.00</b>     | <b>655,676.58</b> | <b>1,827,731.08</b> | <b>1,827,731.08</b>            | <b>1,507,685.92</b> |
| <b>Expense</b>                                    |                          |                         |                   |                     |                                |                     |
| 4000 - Insurance                                  | 26,335.98                | 26,335.98               | 0.00              | 27,328.66           | 27,328.66                      | -992.68             |
| 4030 - Fines & Fees                               | 9,360.00                 | 9,360.00                | 779.71            | 5,333.37            | 5,333.37                       | 4,026.63            |
| 4040 - Administrative                             | 60,922.00                | 62,522.00               | 20,499.10         | 44,675.22           | 45,212.69                      | 17,309.31           |
| 4080 - Capital Purchase                           | 26,000.00                | 94,738.00               | 829.99            | 4,110.62            | 82,507.82                      | 12,230.18           |
| 4100 - Contractual & Professional Services        | 889,850.00               | 901,050.00              | 6,105.22          | 410,473.31          | 442,186.37                     | 458,863.63          |
| 4110 - Intergov't Contracts                       | 15,000.00                | 15,000.00               | 41.49             | 2,879.23            | 2,879.23                       | 12,120.77           |
| 4300 - Utility                                    | 150,180.00               | 150,180.00              | 12,659.25         | 69,530.52           | 69,530.52                      | 80,649.48           |
| 4400 - Repairs & Maintenance                      | 273,000.00               | 260,200.00              | 12,017.04         | 54,400.40           | 71,193.33                      | 189,006.67          |
| 4460 - Materials & Supplies                       | 191,040.00               | 191,040.00              | 19,280.16         | 82,913.59           | 89,524.50                      | 101,515.50          |
| 4800 - Payroll Expense                            | 568,353.74               | 568,353.74              | 41,189.40         | 288,203.82          | 288,203.82                     | 280,149.92          |
| 4860 - Personnel                                  | 5,100.00                 | 5,100.00                | 337.50            | 731.43              | 1,131.43                       | 3,968.57            |
| 9999 - Transfers                                  | 1,116,149.50             | 1,116,149.50            | 0.00              | 0.00                | 0.00                           | 1,116,149.50        |
| <b>Expense Total:</b>                             | <b>3,331,291.22</b>      | <b>3,400,029.22</b>     | <b>113,738.86</b> | <b>990,580.17</b>   | <b>1,125,031.74</b>            | <b>2,274,997.48</b> |
| <b>Fund: 02 - Utility Fund Surplus (Deficit):</b> | <b>4,125.78</b>          | <b>-64,612.22</b>       | <b>541,937.72</b> | <b>837,150.91</b>   | <b>702,699.34</b>              | <b>-767,311.56</b>  |

Financial Report

For Fiscal: 2022-2023 Period Ending: 03/31/2023

| Category   | Original<br>Total Budget | Current<br>Total Budget | MTD Activity     | YTD Activity      | YTD Activity +<br>Encumbrances | Budget<br>Remaining |
|--|--------------------------|-------------------------|------------------|-------------------|--------------------------------|---------------------|
| <b>Fund: 03 - Recreation Fund</b>                    |                          |                         |                  |                   |                                |                     |
| <b>Revenue</b>                                       |                          |                         |                  |                   |                                |                     |
| 3100 - Charges for Service                           | 0.00                     | 0.00                    | 107.50           | 547.50            | 547.50                         | -547.50             |
| 3900 - Rentals & Leases                              | 58,100.00                | 58,100.00               | 5,569.99         | 30,903.67         | 30,903.67                      | 27,196.33           |
| 3960 - Donations                                     | 0.00                     | 7,700.00                | 0.00             | 7,700.00          | 7,700.00                       | 0.00                |
| <b>Revenue Total:</b>                                | <b>58,100.00</b>         | <b>65,800.00</b>        | <b>5,677.49</b>  | <b>39,151.17</b>  | <b>39,151.17</b>               | <b>26,648.83</b>    |
| <b>Expense</b>                                       |                          |                         |                  |                   |                                |                     |
| 4000 - Insurance                                     | 630.13                   | 630.13                  | 0.00             | 675.93            | 675.93                         | -45.80              |
| 4040 - Administrative                                | 3,310.00                 | 3,310.00                | 0.00             | 341.11            | 556.11                         | 2,753.89            |
| 4100 - Contractual & Professional Services           | 4,550.00                 | 4,550.00                | 0.00             | 460.00            | 460.00                         | 4,090.00            |
| 4300 - Utility                                       | 53,247.40                | 53,247.40               | 4,077.04         | 28,280.48         | 28,280.48                      | 24,966.92           |
| 4400 - Repairs & Maintenance                         | 34,800.00                | 41,500.00               | 6,999.30         | 15,775.39         | 17,070.00                      | 24,430.00           |
| 4460 - Materials & Supplies                          | 400.00                   | 1,400.00                | 0.00             | 0.00              | 0.00                           | 1,400.00            |
| 4800 - Payroll Expense                               | 42,624.40                | 42,624.40               | 0.00             | 10,543.53         | 10,543.53                      | 32,080.87           |
| 9999 - Transfers                                     | -82,200.00               | -82,200.00              | 0.00             | 0.00              | 0.00                           | -82,200.00          |
| <b>Expense Total:</b>                                | <b>57,361.93</b>         | <b>65,061.93</b>        | <b>11,076.34</b> | <b>56,076.44</b>  | <b>57,586.05</b>               | <b>7,475.88</b>     |
| <b>Fund: 03 - Recreation Fund Surplus (Deficit):</b> | <b>738.07</b>            | <b>738.07</b>           | <b>-5,398.85</b> | <b>-16,925.27</b> | <b>-18,434.88</b>              | <b>19,172.95</b>    |

**Financial Report**

**For Fiscal: 2022-2023 Period Ending: 03/31/2023**

| Category   | Original<br>Total Budget | Current<br>Total Budget | MTD Activity   | YTD Activity      | YTD Activity +<br>Encumbrances | Budget<br>Remaining |
|--|--------------------------|-------------------------|----------------|-------------------|--------------------------------|---------------------|
| <b>Fund: 05 - Restricted Fund</b>                    |                          |                         |                |                   |                                |                     |
| <b>Revenue</b>                                       |                          |                         |                |                   |                                |                     |
| 3805 - Miscellaneous                                 | 1,200.00                 | 1,200.00                | 0.00           | 0.00              | 0.00                           | 1,200.00            |
| 3940 - Contributions & Grants                        | 0.00                     | 0.00                    | 0.00           | 1,281.31          | 1,281.31                       | -1,281.31           |
| <b>Revenue Total:</b>                                | <b>1,200.00</b>          | <b>1,200.00</b>         | <b>0.00</b>    | <b>1,281.31</b>   | <b>1,281.31</b>                | <b>-81.31</b>       |
| <b>Expense</b>                                       |                          |                         |                |                   |                                |                     |
| 4010 - Grant Expense                                 | 60,000.00                | 78,937.36               | 285.00         | 32,624.26         | 32,624.26                      | 46,313.10           |
| 4210 - Project Expense                               | 1,200.00                 | 2,403.93                | 0.00           | 0.00              | 0.00                           | 2,403.93            |
| <b>Expense Total:</b>                                | <b>61,200.00</b>         | <b>81,341.29</b>        | <b>285.00</b>  | <b>32,624.26</b>  | <b>32,624.26</b>               | <b>48,717.03</b>    |
| <b>Fund: 05 - Restricted Fund Surplus (Deficit):</b> | <b>-60,000.00</b>        | <b>-80,141.29</b>       | <b>-285.00</b> | <b>-31,342.95</b> | <b>-31,342.95</b>              | <b>-48,798.34</b>   |

Financial Report

For Fiscal: 2022-2023 Period Ending: 03/31/2023

| Category  | Original<br>Total Budget | Current<br>Total Budget | MTD Activity | YTD Activity    | YTD Activity +<br>Encumbrances | Budget<br>Remaining |
|---|--------------------------|-------------------------|--------------|-----------------|--------------------------------|---------------------|
| <b>Fund: 06 - Hotel/Motel Tax Fund</b>                    |                          |                         |              |                 |                                |                     |
| <b>Revenue</b>  |                          |                         |              |                 |                                |                     |
| 3400 - Hotel Motel Tax                                    | 20,000.00                | 20,000.00               | 0.00         | 6,972.63        | 6,972.63                       | 13,027.37           |
| <b>Revenue Total:</b>                                     | <b>20,000.00</b>         | <b>20,000.00</b>        | <b>0.00</b>  | <b>6,972.63</b> | <b>6,972.63</b>                | <b>13,027.37</b>    |
| <b>Expense</b>  |                          |                         |              |                 |                                |                     |
| 4040 - Administrative                                     | 4,000.00                 | 4,000.00                | 0.00         | 0.00            | 0.00                           | 4,000.00            |
| 9999 - Transfers  | 66,000.00                | 66,000.00               | 0.00         | 0.00            | 0.00                           | 66,000.00           |
| <b>Expense Total:</b>                                     | <b>70,000.00</b>         | <b>70,000.00</b>        | <b>0.00</b>  | <b>0.00</b>     | <b>0.00</b>                    | <b>70,000.00</b>    |
| <b>Fund: 06 - Hotel/Motel Tax Fund Surplus (Deficit):</b> | <b>-50,000.00</b>        | <b>-50,000.00</b>       | <b>0.00</b>  | <b>6,972.63</b> | <b>6,972.63</b>                | <b>-56,972.63</b>   |

Financial Report

For Fiscal: 2022-2023 Period Ending: 03/31/2023

| Category                             | Original<br>Total Budget | Current<br>Total Budget | MTD Activity | YTD Activity | YTD Activity +<br>Encumbrances | Budget<br>Remaining |
|--------------------------------------|--------------------------|-------------------------|--------------|--------------|--------------------------------|---------------------|
| <b>Fund: 07 - Seized Fund</b>        |                          |                         |              |              |                                |                     |
| <b>Revenue</b>                       |                          |                         |              |              |                                |                     |
| 3800 - Interest                      | 0.00                     | 0.00                    | 0.00         | 4.54         | 4.54                           | -4.54               |
| <b>Revenue Total:</b>                | <b>0.00</b>              | <b>0.00</b>             | <b>0.00</b>  | <b>4.54</b>  | <b>4.54</b>                    | <b>-4.54</b>        |
| <b>Fund: 07 - Seized Fund Total:</b> | <b>0.00</b>              | <b>0.00</b>             | <b>0.00</b>  | <b>4.54</b>  | <b>4.54</b>                    | <b>-4.54</b>        |

**Financial Report**

**For Fiscal: 2022-2023 Period Ending: 03/31/2023**

| <b>Category</b>                                       | <b>Original<br/>Total Budget</b> | <b>Current<br/>Total Budget</b> | <b>MTD Activity</b> | <b>YTD Activity</b> | <b>YTD Activity +<br/>Encumbrances</b> | <b>Budget<br/>Remaining</b> |
|---|----------------------------------|---------------------------------|---------------------|---------------------|--|-----------------------------|
| <b>Fund: 09 - MC Security Fund</b>                    |                                  |                                 |                     |                     |  |                             |
| <b>Revenue</b>  |                                  |                                 |                     |                     |  |                             |
| 3200 - Fines and Fees                                 | 7,000.00                         | 7,000.00                        | 702.47              | 3,262.23            | 3,262.23                               | 3,737.77                    |
| <b>Revenue Total:</b>                                 | <b>7,000.00</b>                  | <b>7,000.00</b>                 | <b>702.47</b>       | <b>3,262.23</b>     | <b>3,262.23</b>                        | <b>3,737.77</b>             |
| <b>Expense</b>  |                                  |                                 |                     |                     |  |                             |
| 9999 - Transfers                                      | 7,000.00                         | 7,000.00                        | 0.00                | 0.00                | 0.00                                   | 7,000.00                    |
| <b>Expense Total:</b>                                 | <b>7,000.00</b>                  | <b>7,000.00</b>                 | <b>0.00</b>         | <b>0.00</b>         | <b>0.00</b>                            | <b>7,000.00</b>             |
| <b>Fund: 09 - MC Security Fund Surplus (Deficit):</b> | <b>0.00</b>                      | <b>0.00</b>                     | <b>702.47</b>       | <b>3,262.23</b>     | <b>3,262.23</b>                        | <b>-3,262.23</b>            |

**Financial Report**

**For Fiscal: 2022-2023 Period Ending: 03/31/2023**

| <b>Category</b>                                   | <b>Original<br/>Total Budget</b> | <b>Current<br/>Total Budget</b> | <b>MTD Activity</b> | <b>YTD Activity</b> | <b>YTD Activity +<br/>Encumbrances</b> | <b>Budget<br/>Remaining</b> |
|---|----------------------------------|---------------------------------|---------------------|---------------------|--|-----------------------------|
| <b>Fund: 10 - MC Tech Fund</b>                    |                                  |                                 |                     |                     |  |                             |
| <b>Revenue</b>                                    |                                  |                                 |                     |                     |  |                             |
| 3200 - Fines and Fees                             | 7,000.00                         | 7,000.00                        | 921.78              | 3,480.48            | 3,480.48                               | 3,519.52                    |
| <b>Revenue Total:</b>                             | <b>7,000.00</b>                  | <b>7,000.00</b>                 | <b>921.78</b>       | <b>3,480.48</b>     | <b>3,480.48</b>                        | <b>3,519.52</b>             |
| <b>Expense</b>                                    |                                  |                                 |                     |                     |  |                             |
| 4300 - Utility                                    | 5,070.00                         | 5,070.00                        | 239.10              | 731.18              | 731.18                                 | 4,338.82                    |
| <b>Expense Total:</b>                             | <b>5,070.00</b>                  | <b>5,070.00</b>                 | <b>239.10</b>       | <b>731.18</b>       | <b>731.18</b>                          | <b>4,338.82</b>             |
| <b>Fund: 10 - MC Tech Fund Surplus (Deficit):</b> | <b>1,930.00</b>                  | <b>1,930.00</b>                 | <b>682.68</b>       | <b>2,749.30</b>     | <b>2,749.30</b>                        | <b>-819.30</b>              |

**Financial Report**

**For Fiscal: 2022-2023 Period Ending: 03/31/2023**

| <b>Category</b>                   | <b>Original<br/>Total Budget</b> | <b>Current<br/>Total Budget</b> | <b>MTD Activity</b> | <b>YTD Activity</b> | <b>YTD Activity +<br/>Encumbrances</b> | <b>Budget<br/>Remaining</b> |
|-----------------------------------|----------------------------------|---------------------------------|---------------------|---------------------|--|-----------------------------|
| <b>Fund: 11 - PEG Fund</b>        |                                  |                                 |                     |                     |  |                             |
| <b>Revenue</b>                    |                                  |                                 |                     |                     |  |                             |
| 3500 - Franchise Tax              | 4,000.00                         | 4,000.00                        | 0.00                | 0.00                | 0.00                                   | 4,000.00                    |
| <b>Revenue Total:</b>             | <b>4,000.00</b>                  | <b>4,000.00</b>                 | <b>0.00</b>         | <b>0.00</b>         | <b>0.00</b>                            | <b>4,000.00</b>             |
| <b>Fund: 11 - PEG Fund Total:</b> | <b>4,000.00</b>                  | <b>4,000.00</b>                 | <b>0.00</b>         | <b>0.00</b>         | <b>0.00</b>                            | <b>4,000.00</b>             |

Financial Report

For Fiscal: 2022-2023 Period Ending: 03/31/2023

| Category  | Original<br>Total Budget | Current<br>Total Budget | MTD Activity | YTD Activity  | YTD Activity +<br>Encumbrances | Budget<br>Remaining |
|---|--------------------------|-------------------------|--------------|---------------|--------------------------------|---------------------|
| <b>Fund: 12 - Red Light Fund</b>                    |                          |                         |              |               |                                |                     |
| <b>Revenue</b>                                      |                          |                         |              |               |                                |                     |
| 3800 - Interest                                     | 0.00                     | 0.00                    | 0.00         | 102.32        | 102.32                         | -102.32             |
| <b>Revenue Total:</b>                               | <b>0.00</b>              | <b>0.00</b>             | <b>0.00</b>  | <b>102.32</b> | <b>102.32</b>                  | <b>-102.32</b>      |
| <b>Expense</b>                                      |                          |                         |              |               |                                |                     |
| 9999 - Transfers                                    | 25,000.00                | 25,000.00               | 0.00         | 0.00          | 0.00                           | 25,000.00           |
| <b>Expense Total:</b>                               | <b>25,000.00</b>         | <b>25,000.00</b>        | <b>0.00</b>  | <b>0.00</b>   | <b>0.00</b>                    | <b>25,000.00</b>    |
| <b>Fund: 12 - Red Light Fund Surplus (Deficit):</b> | <b>-25,000.00</b>        | <b>-25,000.00</b>       | <b>0.00</b>  | <b>102.32</b> | <b>102.32</b>                  | <b>-25,102.32</b>   |

Financial Report

For Fiscal: 2022-2023 Period Ending: 03/31/2023

| Category   | Original<br>Total Budget | Current<br>Total Budget | MTD Activity    | YTD Activity       | YTD Activity +<br>Encumbrances | Budget<br>Remaining |
|--|--------------------------|-------------------------|-----------------|--------------------|--------------------------------|---------------------|
| <b>Fund: 13 - Debt Service Fund</b>                    |                          |                         |                 |                    |                                |                     |
| <b>Revenue</b>   |                          |                         |                 |                    |                                |                     |
| 3550 - Property Tax                                    | 145,318.75               | 145,318.75              | 1,324.08        | 139,978.86         | 139,978.86                     | 5,339.89            |
| 3800 - Interest  | 0.00                     | 0.00                    | 0.00            | 279.72             | 279.72                         | -279.72             |
| <b>Revenue Total:</b>                                  | <b>145,318.75</b>        | <b>145,318.75</b>       | <b>1,324.08</b> | <b>140,258.58</b>  | <b>140,258.58</b>              | <b>5,060.17</b>     |
| <b>Expense</b>   |                          |                         |                 |                    |                                |                     |
| 4015 - Bond Expense                                    | 605,268.25               | 605,268.25              | 0.00            | 506,610.38         | 506,610.38                     | 98,657.87           |
| 4020 - Note Expense                                    | 22,978.00                | 22,978.00               | 0.00            | 0.00               | 0.00                           | 22,978.00           |
| 4030 - Fines & Fees                                    | 1,500.00                 | 1,500.00                | 0.00            | 475.00             | 475.00                         | 1,025.00            |
| 9999 - Transfers                                       | -434,427.50              | -434,427.50             | 0.00            | 0.00               | 0.00                           | -434,427.50         |
| <b>Expense Total:</b>                                  | <b>195,318.75</b>        | <b>195,318.75</b>       | <b>0.00</b>     | <b>507,085.38</b>  | <b>507,085.38</b>              | <b>-311,766.63</b>  |
| <b>Fund: 13 - Debt Service Fund Surplus (Deficit):</b> | <b>-50,000.00</b>        | <b>-50,000.00</b>       | <b>1,324.08</b> | <b>-366,826.80</b> | <b>-366,826.80</b>             | <b>316,826.80</b>   |

Financial Report

For Fiscal: 2022-2023 Period Ending: 03/31/2023

| Category  | Original<br>Total Budget | Current<br>Total Budget | MTD Activity | YTD Activity | YTD Activity +<br>Encumbrances | Budget<br>Remaining |
|---|--------------------------|-------------------------|--------------|--------------|--------------------------------|---------------------|
| <b>Fund: 14 - Endowment Fund</b>                    |                          |                         |              |              |                                |                     |
| <b>Revenue</b>                                      |                          |                         |              |              |                                |                     |
| 3800 - Interest                                     | 8,050.00                 | 8,050.00                | 0.00         | 0.00         | 0.00                           | 8,050.00            |
| <b>Revenue Total:</b>                               | <b>8,050.00</b>          | <b>8,050.00</b>         | <b>0.00</b>  | <b>0.00</b>  | <b>0.00</b>                    | <b>8,050.00</b>     |
| <b>Expense</b>                                      |                          |                         |              |              |                                |                     |
| 9999 - Transfers                                    | 8,050.00                 | 8,050.00                | 0.00         | 0.00         | 0.00                           | 8,050.00            |
| <b>Expense Total:</b>                               | <b>8,050.00</b>          | <b>8,050.00</b>         | <b>0.00</b>  | <b>0.00</b>  | <b>0.00</b>                    | <b>8,050.00</b>     |
| <b>Fund: 14 - Endowment Fund Surplus (Deficit):</b> | <b>0.00</b>              | <b>0.00</b>             | <b>0.00</b>  | <b>0.00</b>  | <b>0.00</b>                    | <b>0.00</b>         |

Financial Report

For Fiscal: 2022-2023 Period Ending: 03/31/2023

| Category   | Original<br>Total Budget | Current<br>Total Budget | MTD Activity | YTD Activity | YTD Activity +<br>Encumbrances | Budget<br>Remaining |
|--|--------------------------|-------------------------|--------------|--------------|--------------------------------|---------------------|
| <b>Fund: 15 - Restricted Project Fund</b>        |                          |                         |              |              |                                |                     |
| <b>Expense</b>                                   |                          |                         |              |              |                                |                     |
| 9999 - Transfers                                 | -83,009.13               | -83,009.13              | 0.00         | 0.00         | 0.00                           | -83,009.13          |
| <b>Expense Total:</b>                            | <b>-83,009.13</b>        | <b>-83,009.13</b>       | <b>0.00</b>  | <b>0.00</b>  | <b>0.00</b>                    | <b>-83,009.13</b>   |
| <b>Fund: 15 - Restricted Project Fund Total:</b> | <b>-83,009.13</b>        | <b>-83,009.13</b>       | <b>0.00</b>  | <b>0.00</b>  | <b>0.00</b>                    | <b>-83,009.13</b>   |

Financial Report

For Fiscal: 2022-2023 Period Ending: 03/31/2023

| Category  | Original<br>Total Budget | Current<br>Total Budget | MTD Activity  | YTD Activity    | YTD Activity +<br>Encumbrances | Budget<br>Remaining |
|---|--------------------------|-------------------------|---------------|-----------------|--------------------------------|---------------------|
| <b>Fund: 16 - MC Local Truancy Prevention &amp; Diversion Fund</b>        |                          |                         |               |                 |                                |                     |
| <b>Revenue</b>  |                          |                         |               |                 |                                |                     |
| 3200 - Fines and Fees   | 8,000.00                 | 8,000.00                | 716.82        | 3,179.83        | 3,179.83                       | 4,820.17            |
| <b>Revenue Total:</b>   | <b>8,000.00</b>          | <b>8,000.00</b>         | <b>716.82</b> | <b>3,179.83</b> | <b>3,179.83</b>                | <b>4,820.17</b>     |
| <b>Fund: 16 - MC Local Truancy Prevention &amp; Diversion Fund Total:</b> | <b>8,000.00</b>          | <b>8,000.00</b>         | <b>716.82</b> | <b>3,179.83</b> | <b>3,179.83</b>                | <b>4,820.17</b>     |

Financial Report

For Fiscal: 2022-2023 Period Ending: 03/31/2023

| Category  | Original<br>Total Budget | Current<br>Total Budget | MTD Activity | YTD Activity | YTD Activity +<br>Encumbrances | Budget<br>Remaining |
|---|--------------------------|-------------------------|--------------|--------------|--------------------------------|---------------------|
| <b>Fund: 17 - MC Municipal Jury Fund</b>                    |                          |                         |              |              |                                |                     |
| <b>Revenue</b>  |                          |                         |              |              |                                |                     |
| 3200 - Fines and Fees                                       | 150.00                   | 150.00                  | 14.35        | 63.51        | 63.51                          | 86.49               |
| <b>Revenue Total:</b>                                       | <b>150.00</b>            | <b>150.00</b>           | <b>14.35</b> | <b>63.51</b> | <b>63.51</b>                   | <b>86.49</b>        |
| <b>Expense</b>  |                          |                         |              |              |                                |                     |
| 9999 - Transfers  | 400.00                   | 400.00                  | 0.00         | 0.00         | 0.00                           | 400.00              |
| <b>Expense Total:</b>                                       | <b>400.00</b>            | <b>400.00</b>           | <b>0.00</b>  | <b>0.00</b>  | <b>0.00</b>                    | <b>400.00</b>       |
| <b>Fund: 17 - MC Municipal Jury Fund Surplus (Deficit):</b> | <b>-250.00</b>           | <b>-250.00</b>          | <b>14.35</b> | <b>63.51</b> | <b>63.51</b>                   | <b>-313.51</b>      |

Financial Report

For Fiscal: 2022-2023 Period Ending: 03/31/2023

| Category  | Original<br>Total Budget | Current<br>Total Budget | MTD Activity | YTD Activity     | YTD Activity +<br>Encumbrances | Budget<br>Remaining |
|---|--------------------------|-------------------------|--------------|------------------|--------------------------------|---------------------|
| <b>Fund: 18 - Keep Diboll Beautiful Fund</b>                    |                          |                         |              |                  |                                |                     |
| <b>Revenue</b>  |                          |                         |              |                  |                                |                     |
| 3960 - Donations  | 0.00                     | 0.00                    | 90.30        | 97.30            | 97.30                          | -97.30              |
| <b>Revenue Total:</b>   | <b>0.00</b>              | <b>0.00</b>             | <b>90.30</b> | <b>97.30</b>     | <b>97.30</b>                   | <b>-97.30</b>       |
| <b>Expense</b>  |                          |                         |              |                  |                                |                     |
| 4210 - Project Expense  | 34,841.38                | 26,780.69               | 0.00         | 6,387.57         | 6,387.57                       | 20,393.12           |
| <b>Expense Total:</b>   | <b>34,841.38</b>         | <b>26,780.69</b>        | <b>0.00</b>  | <b>6,387.57</b>  | <b>6,387.57</b>                | <b>20,393.12</b>    |
| <b>Fund: 18 - Keep Diboll Beautiful Fund Surplus (Deficit):</b> | <b>-34,841.38</b>        | <b>-26,780.69</b>       | <b>90.30</b> | <b>-6,290.27</b> | <b>-6,290.27</b>               | <b>-20,490.42</b>   |

**Financial Report**

**For Fiscal: 2022-2023 Period Ending: 03/31/2023**

| Category                                     | Original<br>Total Budget | Current<br>Total Budget | MTD Activity | YTD Activity  | YTD Activity +<br>Encumbrances | Budget<br>Remaining |
|--|--------------------------|-------------------------|--------------|---------------|--------------------------------|---------------------|
| <b>Fund: 19 - Street Project Fund</b>        |                          |                         |              |               |                                |                     |
| <b>Revenue</b>                               |                          |                         |              |               |                                |                     |
| 3800 - Interest                              | 0.00                     | 0.00                    | 0.00         | 352.70        | 352.70                         | -352.70             |
| <b>Revenue Total:</b>                        | <b>0.00</b>              | <b>0.00</b>             | <b>0.00</b>  | <b>352.70</b> | <b>352.70</b>                  | <b>-352.70</b>      |
| <b>Fund: 19 - Street Project Fund Total:</b> | <b>0.00</b>              | <b>0.00</b>             | <b>0.00</b>  | <b>352.70</b> | <b>352.70</b>                  | <b>-352.70</b>      |

Financial Report

For Fiscal: 2022-2023 Period Ending: 03/31/2023

| Category                                       | Original<br>Total Budget | Current<br>Total Budget | MTD Activity      | YTD Activity      | YTD Activity +<br>Encumbrances | Budget<br>Remaining |
|--|--------------------------|-------------------------|-------------------|-------------------|--------------------------------|---------------------|
| <b>Fund: 20 - ARPA Fund</b>                    |                          |                         |                   |                   |                                |                     |
| <b>Revenue</b>                                 |                          |                         |                   |                   |                                |                     |
| 3800 - Interest                                | 0.00                     | 0.00                    | 0.00              | 2,558.78          | 2,558.78                       | -2,558.78           |
| <b>Revenue Total:</b>                          | <b>0.00</b>              | <b>0.00</b>             | <b>0.00</b>       | <b>2,558.78</b>   | <b>2,558.78</b>                | <b>-2,558.78</b>    |
| <b>Expense</b>                                 |                          |                         |                   |                   |                                |                     |
| 4210 - Project Expense                         | 0.00                     | 0.00                    | 14,714.00         | 51,749.19         | 51,749.19                      | -51,749.19          |
| <b>Expense Total:</b>                          | <b>0.00</b>              | <b>0.00</b>             | <b>14,714.00</b>  | <b>51,749.19</b>  | <b>51,749.19</b>               | <b>-51,749.19</b>   |
| <b>Fund: 20 - ARPA Fund Surplus (Deficit):</b> | <b>0.00</b>              | <b>0.00</b>             | <b>-14,714.00</b> | <b>-49,190.41</b> | <b>-49,190.41</b>              | <b>49,190.41</b>    |
| <b>Total Surplus (Deficit):</b>                | <b>-107,588.36</b>       | <b>-217,489.96</b>      | <b>370,000.91</b> | <b>577,177.03</b> | <b>390,492.51</b>              |                     |


**Fund Summary**

| Fund                             | Original<br>Total Budget | Current<br>Total Budget | MTD Activity      | YTD Activity      | YTD Activity +<br>Encumbrances | Budget<br>Remaining |
|----------------------------------|--------------------------|-------------------------|-------------------|-------------------|--------------------------------|---------------------|
| 01 - General Fund                | 10,700.04                | -18,382.96              | -155,069.66       | 193,914.76        | 143,191.42                     | -161,574.38         |
| 02 - Utility Fund                | 4,125.78                 | -64,612.22              | 541,937.72        | 837,150.91        | 702,699.34                     | -767,311.56         |
| 03 - Recreation Fund             | 738.07                   | 738.07                  | -5,398.85         | -16,925.27        | -18,434.88                     | 19,172.95           |
| 05 - Restricted Fund             | -60,000.00               | -80,141.29              | -285.00           | -31,342.95        | -31,342.95                     | -48,798.34          |
| 06 - Hotel/Motel Tax Fund        | -50,000.00               | -50,000.00              | 0.00              | 6,972.63          | 6,972.63                       | -56,972.63          |
| 07 - Seized Fund                 | 0.00                     | 0.00                    | 0.00              | 4.54              | 4.54                           | -4.54               |
| 09 - MC Security Fund            | 0.00                     | 0.00                    | 702.47            | 3,262.23          | 3,262.23                       | -3,262.23           |
| 10 - MC Tech Fund                | 1,930.00                 | 1,930.00                | 682.68            | 2,749.30          | 2,749.30                       | -819.30             |
| 11 - PEG Fund                    | 4,000.00                 | 4,000.00                | 0.00              | 0.00              | 0.00                           | 4,000.00            |
| 12 - Red Light Fund              | -25,000.00               | -25,000.00              | 0.00              | 102.32            | 102.32                         | -25,102.32          |
| 13 - Debt Service Fund           | -50,000.00               | -50,000.00              | 1,324.08          | -366,826.80       | -366,826.80                    | 316,826.80          |
| 14 - Endowment Fund              | 0.00                     | 0.00                    | 0.00              | 0.00              | 0.00                           | 0.00                |
| 15 - Restricted Project Fund     | 83,009.13                | 83,009.13               | 0.00              | 0.00              | 0.00                           | 83,009.13           |
| 16 - MC Local Truancy Prevent... | 8,000.00                 | 8,000.00                | 716.82            | 3,179.83          | 3,179.83                       | 4,820.17            |
| 17 - MC Municipal Jury Fund      | -250.00                  | -250.00                 | 14.35             | 63.51             | 63.51                          | -313.51             |
| 18 - Keep Diboll Beautiful Fund  | -34,841.38               | -26,780.69              | 90.30             | -6,290.27         | -6,290.27                      | -20,490.42          |
| 19 - Street Project Fund         | 0.00                     | 0.00                    | 0.00              | 352.70            | 352.70                         | -352.70             |
| 20 - ARPA Fund                   | 0.00                     | 0.00                    | -14,714.00        | -49,190.41        | -49,190.41                     | 49,190.41           |
| <b>Total Surplus (Deficit):</b>  | <b>-107,588.36</b>       | <b>-217,489.96</b>      | <b>370,000.91</b> | <b>577,177.03</b> | <b>390,492.51</b>              |                     |

# DIBOLL CITY COUNCIL 12-MONTH ATTENDANCE RECORD

| Council Member            | 9/21/2021 | 9/30/2021 | 10/6/2021 | 10/12/2021 | 11/9/2021 | 12/14/2021 | 1/11/2022 | 2/8/2022 | 3/8/2022 | 4/12/2022 | 5/18/2022 | 5/10/2022 |
|---------------------------|-----------|-----------|-----------|------------|-----------|------------|-----------|----------|----------|-----------|-----------|-----------|
| Brian Moreno              |           |           |           |            |           |            |           |          |          | 0         | 0         | 0         |
| Ruben Terrazas            |           |           |           |            |           |            |           |          |          | 0         | 1         | 0         |
| Daniel Lopez              |           |           |           |            |           |            |           |          |          | 0         | 0         | 0         |
| Ray Williams, Jr.         |           |           |           |            |           |            |           |          |          |           | 0         | 0         |
| Benita Sheffield Duffield |           |           |           |            |           |            |           |          |          | 0         | 0         | 0         |
| Luis Maldonado            |           |           |           |            |           |            |           |          |          | 0         | 0         | 0         |
| Trey Wilkerson            |           |           |           |            |           |            |           |          |          | 0         | 0         | 0         |
| Total Absences            |           |           |           |            |           |            |           |          |          | 0         | 1         | 0         |

| Council Member            | 6/14/2022 | 6/21/2022 | 7/12/2022 | 8/9/2022 | 9/13/2022 | 10/11/2022 | 11/15/2022 | 12/13/2022 | 1/10/2023 | 2/14/2023 | 3/14/2023 | TOTAL TO-DATE |
|---------------------------|-----------|-----------|-----------|----------|-----------|------------|------------|------------|-----------|-----------|-----------|---------------|
| Brian Moreno              | 0         | 0         | 0         | 0        | 0         | 0          | 1          | 0          | 0         | 1         | 0         | 2             |
| Ruben Terrazas            | 0         | 0         | 1         | 0        | 0         | 1          | 0          | 0          | 0         | 0         | 0         | 3             |
| Daniel Lopez              | 0         | 0         | 1         | 0        | 0         | 0          | 0          | 0          | 0         | 0         | 0         | 1             |
| Ray Williams, Jr.         | 0         | 0         | 0         | 0        | 0         | 0          | 0          | 0          | 1         | 0         | 0         | 1             |
| Benita Sheffield Duffield | 0         | 0         | 0         | 0        | 0         | 0          | 1          | 0          | 0         | 1         | 0         | 2             |
| Luis Maldonado            | 1         | 0         | 0         | 0        | 0         | 0          | 1          | 0          | 0         | 1         | 0         | 3             |
| Trey Wilkerson            | 0         | 0         | 0         | 0        | 0         | 0          | 0          | 0          | 0         | 0         | 0         | 0             |
| Total Absences            | 1         | 0         | 2         | 0        | 0         | 1          | 3          | 0          | 1         | 3         | 0         | 12            |



*Rosa M. Olvera*  
Rosa M. Olvera - City Secretary



# Investment Report for the Quarter Ending March 31, 2023

INVESTMENT STRATEGY: The City intends to pursue a passive portfolio management philosophy. While the financial market will be monitored by investment officials and the City will purchase investments based on the parameters for liquidity and based on market conditions, investment officials do not intend to actively sell investments. Market and credit risk shall be minimized by diversification by investment instrument, by financial institution, and by maturity scheduling.

This report is in compliance with the Act, Chapter 2256 of the Local Government Code and the City of Diboll Investment Policy and Strategies

*Sam Purham*

Respectfully Submitted: \_\_\_\_\_

Dated: 04/11/2023

**City of Diboll**  
**Endowment Investment Detail**  
**through 03/31/2023**

| <b>Money Market/Pooled Investments</b>            |         |                  |            |                           |
|---|---------|------------------|------------|---------------------------|
|   | Rate    | Balance          | Type       | Description               |
| Southside Trust Money Market - Investment Custody | 7.1900% | 56,310.12        | Restricted | General Fund - Endowments |
| <b>Total Pool and Money Market</b>                |         | <b>56,310.12</b> |            |                           |

| <b>Endowment Investments</b>  |               |                |       |             |                   |                   |                   |                             |
|---|---------------|----------------|-------|-------------|-------------------|-------------------|-------------------|-----------------------------|
| <i>Principal may never be spent. Interest is used to fund operations of civic center, library, park and cemeteries.</i> |               |                |       |             |                   |                   |                   |                             |
| Issuer  | Purchase Date | Maturity Dates | Rate  | Life (days) | Par Value         | FMV               | Previous Qtr FMV  | Change in Mkt from last Qtr |
| US Treasury Bond  | 4/30/2021     | 4/30/2026      | 0.75% | 1,122       | 170,000           | 155,337.50        | 152,150.00        | 3,187.50                    |
| Austin Telco Federal Credit Union   | 2/15/2023     | 2/26/2027      | 4.75% | 1,424       | 100,000           | 99,448.00         | -                 | 99,448.00                   |
| Federal Home Loan Bank  | 1/13/2022     | 12/20/2024     | 1.05% | 626         | 250,000           | 236,737.50        | 233,552.50        | 3,185.00                    |
| Capital One Bank  | 4/21/2022     | 4/21/2025      | 2.75% | 748         | 246,000           | 235,328.52        | 235,894.32        | (565.80)                    |
| <b>Total Endowment Investments</b>  |               |                |       |             | <b>766,000.00</b> | <b>726,851.52</b> | <b>621,596.82</b> | <b>105,254.70</b>           |

| <b>Purchases / Redemptions</b> |               |                 |       |           |                       |
|--------------------------------|---------------|-----------------|-------|-----------|-----------------------|
| Issuer                         | Purchase Date | Redemption Date | Rate  | Par Value | Purchases/Redemptions |
| Ally Bank UTAH CD              | 1/30/2020     | 1/30/2023       | 1.80% | 85000     | 85000                 |

| <b>Due From (+)/To(-)</b>      |  | Description  |               |                 |
|--------------------------------|--|--|---------------|-----------------|
|                                |  | Southside Trust Money Market - Library                                     | (56,140.35)   |                 |
|                                |  | Southside Trust Money Market - Library (Annual Interest 2022-2023)         | (1,170.95)    |                 |
|                                |  | Southside Trust Money Market - City of Diboll                              | (13,688.70)   |                 |
|                                |  | Southside Trust Money Market - City of Diboll (Annual Interest 2023-2023 ) | (6,967.15)    |                 |
|                                |  |  | (77,967.15)   |                 |
| <b>Transfer From (+)/To(-)</b> |  | Description  | Transfer Date | Transfer Amount |

| <b>SSB Trust Endowment Returns</b> |                        |             |  | Current Period             | YTD                  | NOTES  |
|------------------------------------|------------------------|-------------|--|----------------------------|----------------------|--|
|                                    | Endow Amt (in \$1,000) | %           |  | 01/01/2023 thru 03/31/2023 | 10/1/22 thru 9/30/23 | 10/1/22 thru 9/30/23                             |
| Civc Center                        | 100                    | 14%         |  | 295.19                     | 1,170.95             | Transfer to City                                 |
| Forest haven                       | 50                     | 7%          |  | 147.59                     | 585.47               | Transfer to City                                 |
| Library                            | 100                    | 14%         |  | 295.19                     | 1,170.95             | Transfer to Library                              |
| Park                               | 20                     | 3%          |  | 59.04                      | 234.19               | Transfer to City                                 |
| Temple                             | 425                    | 61%         |  | 1,254.54                   | 4,976.54             | Transfer \$5,100 per yr expenses + 15% remaining |
| <b>Total</b>                       | <b>695</b>             | <b>100%</b> |  | <b>2,051.55</b>            | <b>8,138.10</b>      |  |
| Total Fees                         |                        |             |  | 260.69                     | 519.43               |  |
| Total Dividends/Interest           |                        |             |  | 1,790.86                   | 7,618.67             | 7,899.47   |

| <b>Year to Date Interest Earnings*</b>                  |            |                |  |
|---|------------|----------------|--|
| <i>* Interest is reflected net of bank service fees</i> |            |                |  |
| Endowment - General Fund                                | 14-01-3803 | 5,562.01       |  |
| Endowment - Park  | 14-10-3803 | 234.19         |  |
| Endowment - Civic Center                                | 14-11-3803 | 1,170.95       |  |
| <b>Total interest earned</b>                            |            | <b>6967.15</b> |  |

| <b>TOTAL ENDOWMENT INVESTMENTS</b> |                   |
|------------------------------------|-------------------|
|                                    | Balance           |
| CASH EQUIVILENTS                   | 56,310.12         |
| FIXED INCOME SECURITIES            | 726,851.52        |
| <b>TOTAL ENDOWMENT INVESTMENTS</b> | <b>783,161.64</b> |

**City of Diboll  
City Investment Detail  
through 03/31/2023**

| <b>Money Market/Pooled Investments</b>        |         |                     |              |                                       |
|---|---------|---------------------|--------------|---------------------------------------|
|   | Rate    | Balance             | Type         | Description                           |
| Southside Trust Money Market - City of Diboll | 6.4900% | 6,432.32            | Unrestricted | General Fund                          |
| Commercial Bank                               | 3.0400% | 254,321.19          | Unrestricted | General Fund                          |
| Texpool Contingency Account                   | 4.6108% | 261,451.01          | Unrestricted | General Fund                          |
| Texpool Meter Deposit Account                 | 4.6108% | 106,775.55          | Restricted   | Water and Sewer Fund - Meter Deposits |
| Logic Contingency Account                     | 4.8163% | 284,390.95          | Unrestricted | Water and Sewer Fund                  |
| Bank OZK                                      | 4.2000% | 3,174,904.62        | Restricted   | General Fund - PSI Projects           |
| BOK Financial                                 | 4.5200% | 3,902,079.53        | Restricted   | Utility Fund - TWDB Loan Proceeds     |
| <b>Total Pool and Money Market</b>            |         | <b>7,990,355.17</b> |              |                                       |

| <b>Investments</b>                 |               |                |       |             |                  |                  |                  |                             |  |  |
|------------------------------------|---------------|----------------|-------|-------------|------------------|------------------|------------------|-----------------------------|--|--|
| Issuer                             | Purchase Date | Maturity Dates | Rate  | Life (days) | Par Value        | FMV              | Previous Qtr FMV | Change in Mkt from last Qtr |  |  |
| Morgan Stanley Bank CD             | 6/5/2018      | 5/31/2023      | 3.25% | 57          | 93,000           | 92752.62         | 92,622.42        | 130.20                      |  |  |
| <b>Total Endowment Investments</b> |               |                |       |             | <b>93,000.00</b> | <b>92,622.42</b> |                  | <b>130.20</b>               |  |  |

| <b>Purchases / Redemptions</b>  |               |                 |      |                      |                        |
|---|---------------|-----------------|------|----------------------|------------------------|
| Issuer  | Purchase Date | Redemption Date | Rate | Par Value            | Purchases/Redemptions  |
| <b>Due From (+) / To (-)</b>  |               |                 |      |                      |                        |
| <i>Description</i>  |               |                 |      |                      |                        |
| Southside Trust Money Market - Investment Custody                         |               |                 |      |                      | 13,688.70              |
| Southside Trust Money Market - City of Diboll (Annual Interest 2022-2023) |               |                 |      |                      | 6,967.15               |
| <b>Transfer From (+) / To (-)</b>   |               |                 |      |                      |                        |
| <i>Description</i>  |               |                 |      | <i>Transfer Date</i> | <i>Transfer Amount</i> |

| <b>Year to Date Interest Earnings*</b>           |            |                  |
|--|------------|------------------|
| * Interest is reflected net of bank service fees |            |                  |
| General Fund                                     | 01-01-3800 | 9,356.56         |
| Utility Fund                                     | 02-09-3800 | 6,483.08         |
| Utility Fund - Investments                       | 02-09-3803 |                  |
| Seized Fund                                      | 07-03-3800 | 5.83             |
| Red Light Fund                                   | 12-01-3800 | 127.93           |
| Debt Service Fund                                | 13-01-3800 | 306.74           |
| Street Project Fund                              | 19-07-3800 | 438.88           |
| ARP Fund   | 55-01-3800 | 3,155.23         |
| <b>Total interest earned</b>                     |            | <b>19,874.25</b> |

| <b>SSB Trust Returns</b>        | <b>YTD</b>           |
|---------------------------------|----------------------|
|                                 | 10/1/22 thru 9/30/23 |
| <b>Total</b>                    | <b>1,683.06</b>      |
| <b>Total Fees</b>               | <b>66.16</b>         |
| <b>Total Dividends/Interest</b> | <b>1,616.90</b>      |

| <b>TOTAL ENDOWMENT INVESTMENTS</b> |                     |
|------------------------------------|---------------------|
|                                    | <b>Balance</b>      |
| CASH EQUIVILENTS                   | 7,990,355.17        |
| FIXED INCOME SECURITIES            | 92,622.42           |
| <b>TOTAL ENDOWMENT INVESTMENTS</b> | <b>8,082,977.59</b> |

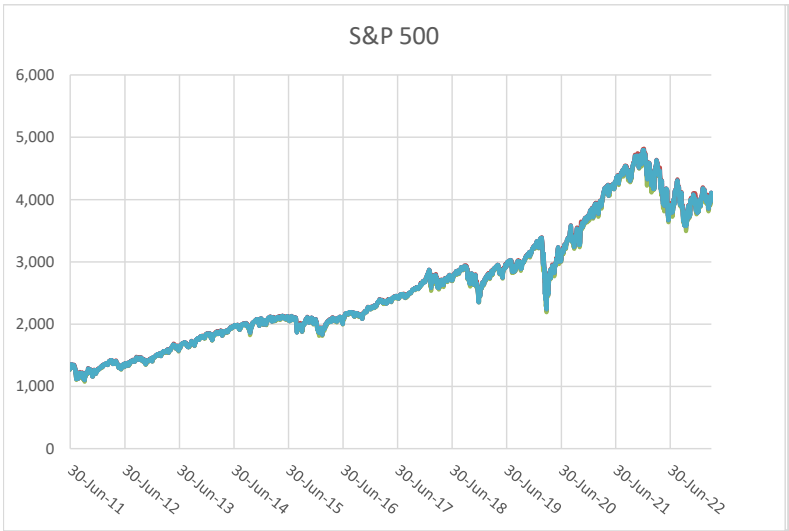
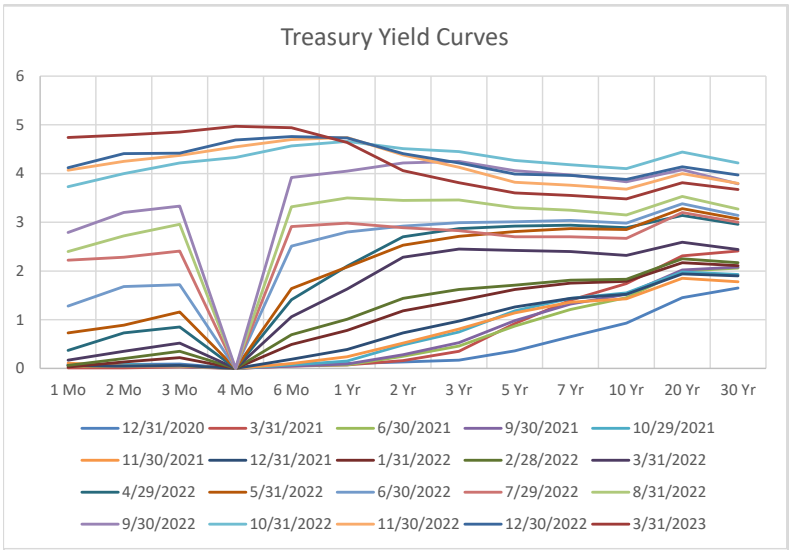
**City of Diboll**  
**Cash Detail**  
**through 03/31/2023**

| <b>Cash Balances</b>   |                              |                        |              |   |
|--|------------------------------|------------------------|--------------|---|
| <i>Restricted funds may only be used for the items described, Consolidated Cash Report</i> |                              |                        |              |   |
| <b>Account Name</b>  | <b>Fund Description</b>      | <b>Balance</b>         | <b>Type</b>  | <b>Description</b>  |
| Consolidated Cash  | General                      | 807,750.02             | Unrestricted | General Fund Operations   |
| Consolidated Cash  | Utility                      | 638,752.30             | Unrestricted | Water and Sewer Fund Operations   |
| Consolidated Cash  | Recreation                   | 5,403.94               | Unrestricted | Recreation Fun Operations   |
| Consolidated Cash  | Equipment                    | 356.27                 | Unrestricted | Funds from sale of equipment  |
| Consolidated Cash  | Restricted                   | 119,550.72             | Restricted   | Donated funds for specific projects   |
| Consolidated Cash  | Hotel/Motel                  | 82,416.80              | Restricted   | Hotel taxes are deposited in this account   |
| Consolidated Cash  | Municipal Court Security     | 16,757.99              | Restricted   | Funds to be used to enhance the security of the court                                     |
| Consolidated Cash  | Municipal Court Technology   | 8,441.26               | Restricted   | Funds to be used to enhance the technology of the court                                   |
| Consolidated Cash  | Debt Service                 | (314,165.12)           | Restricted   | Property taxes designated for the payment of debt are deposited in this account           |
| Consolidated Cash  | Retricted Project Fund       | 292,600.00             | Restricted   | Funds retricted to be used for Council Approved Projects                                  |
| Consolidated Cash  | MC Local Trueancy Prevention | 23,705.59              | Restricted   | Funds to be used to finance a juvenile case manager                                       |
| Consolidated Cash  | MC Municipal Jury Fund       | 474.67                 | Restricted   | Funds to be used for jury services  |
| Consolidated Cash  | Keep Diboll Beautiful        | 20,490.42              | Restricted   | Funds to be used for beautification of Diboll   |
| <b>Total Consolidated Cash</b>   |                              | <b>1,702,534.86</b>    |              |   |
| Operations   | General Fund                 | 500.53                 | Unrestricted | Funds to be used for the purpose of accounts payable processing                           |
| PEG  | PEG Fund                     | 57,602.51              | Restricted   | Fees received from cable franchise for use in public television capital projects          |
| Seized Funds   | Siezed Fund                  | 7,603.21               | Restricted   | Funds siezed from drug arrests are deposited in this account                              |
| Debt Service   | Water and Sewer Fund         | 80,088.06              | Restricted   | Restricted to the payment of Debt Service   |
| ARP  | General Fund                 | 1,160,896.28           | Restricted   | American Rescue Plan Grant Proceeds - restricted to approved projects                     |
| SIB  | General Fund                 | 225,560.40             | Restricted   | State Infrastructure Bank Loan proceeds - For the Contruction of Road                     |
| Red Light Revenue  | General Fund                 | 75,389.34              | Restricted   | Red Light Cameras no longer producing revenue, partial balance to fund pending litigation |
| <b>Total Other Cash</b>  |                              | <b>1,607,640.33</b>    |              |   |
| <b>Total Cash Balances</b>   |                              | <b>\$ 3,310,175.19</b> |              |   |

| <b>Accounts Closed</b> |                    |              |
|------------------------|--------------------|--------------|
| <b>Bank</b>            | <b>Description</b> | <b>Notes</b> |
| None                   |                    |              |

| <b>Accounts Opened</b> |                    |              |
|------------------------|--------------------|--------------|
| <b>Bank</b>            | <b>Description</b> | <b>Notes</b> |
| None                   |                    |              |

**City of Diboll  
Market Detail  
through 03/31/2022**



## **INTERLOCAL AGREEMENT**

**WHEREAS**, Chapter 791 of the Texas Government Code, known as the Texas Interlocal Cooperation Act, allows local governmental entities to contract with one another to perform governmental functions and services;

**WHEREAS**, the City of Diboll, a municipality located within the County of Angelina and the State of Texas, and the County of Angelina, a political subdivision of the State of Texas, desire to enter into such an interlocal agreement for the provision of work and maintenance services on the streets and roads located within the City of Diboll:

**NOW, THEREFORE**, for and in consideration of the mutual benefit to each governmental entity and its citizens, the City of Diboll and the County of Angelina, Texas hereby covenant and agree as follows:

1. Angelina County, acting by and through the County Road Department, subject to the conditions of this agreement, will furnish labor and equipment to work on and maintain streets and roads located within the corporate limits of the City of Diboll.
2. The City of Diboll agrees to Angelina County working on the streets and roads located within the corporate limits of the City of Diboll. The City of Diboll further agrees to furnish and supply any and all materials necessary for such work and services.
3. The purpose of the work to be performed under this agreement is to supplement regular maintenance work and repairs on city streets and roads located within the City of Diboll. The primary responsibility for maintaining and repairing the city streets and roads remains with the City of Diboll.
4. The Angelina County Commissioners Court, in its sole discretion, will determine when and to what extent labor and equipment will be provided by Angelina County for maintenance, repairs or other work to streets and roads located within the City of Diboll.
5. Any project to construct, improve, or repair a road or other public facility under this agreement, for which payment will be made by the City of Diboll to the County of Angelina, shall be approved by the Commissioners Court of Angelina County, in a separate written document, prior to commencement of said project, all as required by Section 791.014 of the Texas Government Code.
6. Each party paying for the performance of governmental functions or services under this agreement will make those payments from current revenues available to the paying party, as required by Section 791.011(d)(3) of the Texas Government Code.
7. This agreement will commence on May 1, 2023 and will remain in effect through April 30, 2024.

8. This agreement may be terminated at any time by either party hereto, without cause, with thirty (30) days written notice to the other party.
9. This agreement, unless terminated earlier as provided herein, will automatically renew for an additional one year term, beginning on May 1, 2024 and ending on April 30, 2025. It will then automatically renew each year thereafter, for an additional one year term, unless and until terminated.
10. This agreement represents the entire and integrated agreement between the parties hereto and supersedes all prior negotiations, representations, or agreements, either oral or written.
11. This agreement may be amended only by written instrument signed and approved by the governing body of each governmental entity which is a party to this agreement.

Approved and executed by the City of Diboll on this \_\_\_\_ day of April 2023, at a regularly scheduled meeting of the Diboll City Council, with a quorum present and voting.

For the City of Diboll, Texas:

Attest:

\_\_\_\_\_  
Trey Wilkerson  
Mayor

\_\_\_\_\_  
Rosa Olvera  
City Secretary

Approved and executed by the County of Angelina on this \_\_\_\_ day of April 2023, at a regularly scheduled meeting of the Angelina County Commissioners Court, with a quorum present and voting.

For Angelina County, Texas:

Attest:

\_\_\_\_\_  
Keith Wright  
County Judge

\_\_\_\_\_  
Amy Fincher  
County Clerk

## **ORDINANCE NO. 2023-04-001**

### **AN ORDINANCE PROHIBITING SMOKING AND TOBACCO USE, INCLUDING E-CIGARETTES AND VAPES, IN ALL MUNICIPAL BUILDINGS, THE MUNICIPAL GOLF COURSE, OLD ORCHARD PARK AND MUNICIPAL VEHICLES IN THE CITY OF DIBOLL, TEXAS**

**WHEREAS**, the City of Diboll has a vested interest in the public health, safety and welfare of its residents; and

**WHEREAS**, the City of Diboll City Council adopted Tobacco ordinances to prohibit the use of tobacco in municipal buildings, municipal vehicles, within fifty (50) feet of the fenced area of Youth Baseball Complex and within fifty (50) feet of the fenced area of the High School Baseball Complex; and

**WHEREAS**, the City of Diboll City Council finds that to protect the health, safety, and welfare of its residents, it is desirable to regulate other forms of smoking, including e-cigarettes and vaping devices; and

**WHEREAS**, the City of Diboll City Council desires to amend and restate the Tobacco Ordinances to encompass these smoking devices.

**WHEREAS**, the City of Diboll City Council find that it is in the best interest of its residents effectuate and extend its Tobacco Ordinances to encompass Old Orchard Park in its entirety.

**NOW THEREFORE, LET IT BE ORDAINED BY THE CITY COUNCIL OF THE CITY OF DIBOLL, TEXAS:**

#### **SECTION I**

The following words and phrases, whenever used in this ordinance, shall be construed as defined in this section:

Municipal building means any building or structure owned by the City of Diboll.

Municipal vehicle means any motor vehicle (car or truck) owned by the City of Diboll. Equipment shall be excluded from this definition.

Tobacco means any and all forms of tobacco for human consumption including, but not limited to, cigars, cigarettes, e-cigarettes, vapes and pipes.

E-cigarette means any electronic oral device, such as one composed of a heating element, battery, and/or electronic circuit, which provides a vapor of nicotine or any other substances, and

the use or inhalation of which simulates smoking. The term shall include any such device, whether manufactured, distributed, marketed, or sold as an e-cigarette, e-cigar, e-pipe, or under any other product name or descriptor.

Smoking and Tobacco Use means inhaling, exhaling, burning, or carrying any lighted or heated cigar, cigarette, or pipe, or any other lighted or heated tobacco or plant product intended for inhalation, in any manner or in any form. "Smoking" also includes the use of an e-cigarette which creates a vapor, in any manner or in any form, or the use of any oral smoking device for the purpose of circumventing the prohibition of smoking in this division.

## **SECTION II**

Smoking and Tobacco Use, including the use of an e-cigarette or vape, shall be prohibited in all municipal buildings as well as certain enumerated places within the City of Diboll, Texas, where "No Smoking or Tobacco Use" signs are posted, including, but not limited to, the buildings and places listed below:

- (1) City Hall;
- (2) Library;
- (3) Civic Center;
- (4) Fire Department;
- (5) Police Station;
- (6) Diboll City Golf Course, Club House;
- (7) Maintenance Shops and Buildings;
- (8) Old Orchard Park.



## **SECTION III**

Smoking and Tobacco Use, including the of an e-cigarette or vape, shall be prohibited inside all municipal vehicles.

## **SECTION III**

- (a) Enforcement of this article shall be implemented by the Diboll Police Department.
- (b) Any citizen who desires to register a complaint under this article may initiate enforcement with the Diboll Police Department.
- (c) Notwithstanding any other provision of this article, any private citizen may file complaints with the Diboll Police Department.
- (d) The Diboll Police Department may investigate complaints and issue warnings and/or citations to individuals violating this article.

## **SECTION IV**

All ordinances or portions of ordinances in conflict herewith are hereby appealed. This ordinance shall become effective following a final affirmative vote of the City Council and the publishing of the caption, which shall summarize the purpose of the ordinance, and penalty of violating the ordinance has been published one time in the City's official newspaper.

**SECTION V**

(a) It shall be unlawful for any person to smoke or use tobacco, including an e-cigarette or vape, in any area where such use is prohibited by the provisions of this ordinance.

(b) Any person who violates any provision of this ordinance shall be guilty of an infraction, with the penalty to be assessed in accordance with the penalty provided in the City of Diboll Code of Ordinances.

**PASSED, APPROVED AND ADOPTED** by the City Council of the City of Diboll, Texas, on this the 11<sup>th</sup> day of April 2023.



---

Trey Wilkerson, Mayor

**ATTEST:**

---

Rosa Olvera, City Secretary

STATE OF TEXAS           §  
ANGELINA COUNTY       §  
CITY OF DIBOLL         §

## 2023 CITY OF DIBOLL STREET OVERLAY LIST

| STREET                   | CONDITION RATING | CLASS            | LENGTH: MILES | WIDTH: FEET | LENGTH: FEET | SQUARE YARDS   | TONS: ASPHALT | ESTIMATED COST     |
|--------------------------|------------------|------------------|---------------|-------------|--------------|----------------|---------------|--------------------|
| A Street                 | 71               | Collector        | 0.2           | 24          | 1056         | 2816.00        | 396.62        | \$43,628.17        |
| Birdsong Lane            | 74               | Local            | 0.1           | 24          | 528          | 1408.00        | 198.31        | \$21,814.08        |
|                          |                  |                  |               |             |              |                | <b>TOTAL</b>  | <b>\$65,442.25</b> |
| <i>*Hackberry Street</i> | <i>76</i>        | <i>Collector</i> | <i>0.1</i>    | <i>22</i>   | <i>528</i>   | <i>1290.67</i> | <i>181.78</i> | <i>\$19,996.24</i> |

*\*If funds are available.*

| STREET                       | CONDITION RATING | CLASS            | LENGTH: MILES | WIDTH: FEET | LENGTH: FEET | SQUARE YARDS    | TONS: ASPHALT  | ESTIMATED COST      |
|------------------------------|------------------|------------------|---------------|-------------|--------------|-----------------|----------------|---------------------|
| Mockingbird Lane             | 41               | Local            | 1             | 20          | 5280         | 11733.33        | 1652.58        | \$181,784.04        |
| Eddins Street                | 60               | Local            | 0.2           | 20          | 1056         | 2346.67         | 330.52         | \$36,356.81         |
| Shaw Street                  | 65               | Local            | 0.2           | 20          | 1056         | 2346.67         | 330.52         | \$36,356.81         |
| <b>A Street</b>              | <b>71</b>        | <b>Collector</b> | <b>0.2</b>    | <b>24</b>   | <b>1056</b>  | <b>2816.00</b>  | <b>396.62</b>  | <b>\$43,628.17</b>  |
| Birdsong Lane                | 74               | Local            | 0.1           | 24          | 528          | 1408.00         | 198.31         | \$21,814.08         |
| Mulberry Street              | 74               | Local            | 0.2           | 20          | 1056         | 2346.67         | 330.52         | \$36,356.81         |
| <b>1st Street North</b>      | <b>76</b>        | <b>Collector</b> | <b>0.9</b>    | <b>24</b>   | <b>4752</b>  | <b>12672.00</b> | <b>1784.79</b> | <b>\$196,326.76</b> |
| <b>Hackberry Street</b>      | <b>76</b>        | <b>Collector</b> | <b>0.1</b>    | <b>22</b>   | <b>528</b>   | <b>1290.67</b>  | <b>181.78</b>  | <b>\$19,996.24</b>  |
| <b>Office Street</b>         | <b>76</b>        | <b>Collector</b> | <b>0.4</b>    | <b>24</b>   | <b>2112</b>  | <b>5632.00</b>  | <b>793.24</b>  | <b>\$87,256.34</b>  |
| <b>Lawrence Street</b>       | <b>77</b>        | <b>Collector</b> | <b>0.9</b>    | <b>22</b>   | <b>4752</b>  | <b>11616.00</b> | <b>1636.06</b> | <b>\$179,966.20</b> |
| <b>Booker Street</b>         | <b>78</b>        | <b>Collector</b> | <b>0.8</b>    | <b>24</b>   | <b>4224</b>  | <b>11264.00</b> | <b>1586.48</b> | <b>\$174,512.68</b> |
| <b>Pine Valley Road</b>      | <b>78</b>        | <b>Collector</b> | <b>0.3</b>    | <b>20</b>   | <b>1584</b>  | <b>3520.00</b>  | <b>495.77</b>  | <b>\$54,535.21</b>  |
| <b>Holubec</b>               | <b>79</b>        | <b>Collector</b> | <b>0.4</b>    | <b>24</b>   | <b>2112</b>  | <b>5632.00</b>  | <b>793.24</b>  | <b>\$87,256.34</b>  |
| Lynn Street                  | 79               | Local            | 0.5           | 16          | 2640         | 4693.33         | 661.03         | \$72,713.62         |
| <b>North Hendrick Avenue</b> | <b>79</b>        | <b>Collector</b> | <b>2.6</b>    | <b>24</b>   | <b>13728</b> | <b>36608.00</b> | <b>5156.06</b> | <b>\$567,166.20</b> |
| Persimmon Street             | 79               | Local            | 0.2           | 12          | 1056         | 1408.00         | 198.31         | \$21,814.08         |
| Pinewood Street              | 79               | Local            | 0.2           | 22          | 1056         | 2581.33         | 363.57         | \$39,992.49         |
| Box Factory Road             | 80               | Local            | 0.5           | 24          | 2640         | 7040.00         | 991.55         | \$109,070.42        |
| <b>Hines</b>                 | <b>80</b>        | <b>Collector</b> | <b>0.5</b>    | <b>20</b>   | <b>2640</b>  | <b>5866.67</b>  | <b>826.29</b>  | <b>\$90,892.02</b>  |
| <b>Ryan Lake Road</b>        | <b>80</b>        | <b>Collector</b> | <b>0.1</b>    | <b>20</b>   | <b>528</b>   | <b>1173.33</b>  | <b>165.26</b>  | <b>\$18,178.40</b>  |
| Ward Street                  | 80               | Local            | 0.05          | 22          | 264          | 645.33          | 90.89          | \$9,998.12          |
| Church Street                | 81               | Local            | 0.2           | 24          | 1056         | 2816.00         | 396.62         | \$43,628.17         |
| Neil Pickett Drive           | 81               | Local            | 1.1           | 24          | 5808         | 15488.00        | 2181.41        | \$239,954.93        |
| Rutland Street               | 81               | Local            | 0.6           | 20          | 3168         | 7040.00         | 991.55         | \$109,070.42        |
| <b>South First Street</b>    | <b>81</b>        | <b>Collector</b> | <b>1.5</b>    | <b>24</b>   | <b>7920</b>  | <b>21120.00</b> | <b>2974.65</b> | <b>\$327,211.27</b> |
| <b>Weber Street</b>          | <b>81</b>        | <b>Collector</b> | <b>0.1</b>    | <b>24</b>   | <b>528</b>   | <b>1408.00</b>  | <b>198.31</b>  | <b>\$21,814.08</b>  |
| Wells Street                 | 81               | Local            | 0.2           | 24          | 1056         | 2816.00         | 396.62         | \$43,628.17         |
| <b>West Borden Drive</b>     | <b>81</b>        | <b>Collector</b> | <b>0.7</b>    | <b>26</b>   | <b>3696</b>  | <b>10677.33</b> | <b>1503.85</b> | <b>\$165,423.47</b> |

|                                     |           |                  |            |           |             |                 |                |                     |
|-------------------------------------|-----------|------------------|------------|-----------|-------------|-----------------|----------------|---------------------|
| <b>Dale Street</b>                  | <b>82</b> | <b>Collector</b> | <b>0.4</b> | <b>24</b> | <b>2112</b> | <b>5632.00</b>  | <b>793.24</b>  | <b>\$87,256.34</b>  |
| Justice Clark                       | 82        | Local            | 0.1        | 24        | 528         | 1408.00         | 198.31         | \$21,814.08         |
| <b>Martin Luther King Jr Street</b> | <b>82</b> | <b>Collector</b> | <b>0.3</b> | <b>30</b> | <b>1584</b> | <b>5280.00</b>  | <b>743.66</b>  | <b>\$81,802.82</b>  |
| Nelson Drive                        | 82        | Local            | 0.7        | 26        | 3696        | 10677.33        | 1503.85        | \$165,423.47        |
| Westchester Street                  | 82        | Local            | 0.2        | 24        | 1056        | 2816.00         | 396.62         | \$43,628.17         |
| White Oak Street                    | 82        | Local            | 0.1        | 20        | 528         | 1173.33         | 165.26         | \$18,178.40         |
| AS Davis Lane                       | 83        | Local            | 0.1        | 22        | 528         | 1290.67         | 181.78         | \$19,996.24         |
| Beech Street                        | 83        | Local            | 0.2        | 20        | 1056        | 2346.67         | 330.52         | \$36,356.81         |
| Cypress Street                      | 83        | Local            | 0.5        | 24        | 2640        | 7040.00         | 991.55         | \$109,070.42        |
| Burke Street                        | 84        | Local            | 0.5        | 24        | 2640        | 7040.00         | 991.55         | \$109,070.42        |
| Charles Hunt                        | 84        | Local            | 0.1        | 16        | 528         | 938.67          | 132.21         | \$14,542.72         |
| Corrine Drive                       | 84        | Local            | 0.1        | 16        | 528         | 938.67          | 132.21         | \$14,542.72         |
| Fuller                              | 84        | Local            | 0.3        | 16        | 1584        | 2816.00         | 396.62         | \$43,628.17         |
| <b>Harris Street</b>                | <b>84</b> | <b>Collector</b> | <b>0.1</b> | <b>24</b> | <b>528</b>  | <b>1408.00</b>  | <b>198.31</b>  | <b>\$21,814.08</b>  |
| Hickory                             | 84        | Local            | 0.1        | 24        | 528         | 1408.00         | 198.31         | \$21,814.08         |
| <b>Lumberjack Drive</b>             | <b>84</b> | <b>Collector</b> | <b>1.5</b> | <b>36</b> | <b>7920</b> | <b>31680.00</b> | <b>4461.97</b> | <b>\$490,816.90</b> |
| Oak Street                          | 84        | Local            | 0.1        | 20        | 528         | 1173.33         | 165.26         | \$18,178.40         |
| Pine Street                         | 84        | Local            | 0.2        | 20        | 1056        | 2346.67         | 330.52         | \$36,356.81         |
| Walnut Street                       | 84        | Local            | 0.1        | 24        | 528         | 1408.00         | 198.31         | \$21,814.08         |
| Willie Massey Street                | 84        | Local            | 0.1        | 24        | 528         | 1408.00         | 198.31         | \$21,814.08         |
| Ash Street                          | 85        | Local            | 0.1        | 24        | 528         | 1408.00         | 198.31         | \$21,814.08         |
| Burkhalter Drive                    | 85        | Local            | 0.2        | 24        | 1056        | 2816.00         | 396.62         | \$43,628.17         |
| Chandler Street                     | 85        | Local            | 0.2        | 16        | 1056        | 1877.33         | 264.41         | \$29,085.45         |
| Denman Street                       | 85        | Local            | 0.4        | 24        | 2112        | 5632.00         | 793.24         | \$87,256.34         |
| Devereaux Street                    | 85        | Local            | 0.5        | 24        | 2640        | 7040.00         | 991.55         | \$109,070.42        |
| <b>Hall Street</b>                  | <b>85</b> | <b>Collector</b> | <b>0.7</b> | <b>24</b> | <b>3696</b> | <b>9856.00</b>  | <b>1388.17</b> | <b>\$152,698.59</b> |
| Pinecrest Street                    | 85        | Local            | 0.1        | 24        | 528         | 1408.00         | 198.31         | \$21,814.08         |
| South Meadows Street                | 85        | Local            | 0.4        | 24        | 2112        | 5632.00         | 793.24         | \$87,256.34         |
| <b>Stubblefield Drive</b>           | <b>85</b> | <b>Collector</b> | <b>0.2</b> | <b>22</b> | <b>1056</b> | <b>2581.33</b>  | <b>363.57</b>  | <b>\$39,992.49</b>  |
| <b>Thompson Street</b>              | <b>85</b> | <b>Collector</b> | <b>0.2</b> | <b>24</b> | <b>1056</b> | <b>2816.00</b>  | <b>396.62</b>  | <b>\$43,628.17</b>  |
| Fairchild Drive                     | 86        | Local            | 0.3        | 24        | 1584        | 4224.00         | 594.93         | \$65,442.25         |
| Locust                              | 86        | Local            | 0.1        | 24        | 528         | 1408.00         | 198.31         | \$21,814.08         |

|                           |           |                  |            |           |             |                 |                |                     |
|---------------------------|-----------|------------------|------------|-----------|-------------|-----------------|----------------|---------------------|
| Oakhollow Place           | 86        | Local            | 0.5        | 24        | 2640        | 7040.00         | 991.55         | \$109,070.42        |
| Park Street               | 86        | Local            | 0.1        | 28        | 528         | 1642.67         | 231.36         | \$25,449.77         |
| <b>Robert Nash Street</b> | <b>86</b> | <b>Collector</b> | <b>0.2</b> | <b>20</b> | <b>1056</b> | <b>2346.67</b>  | <b>330.52</b>  | <b>\$36,356.81</b>  |
| Ashford Street            | 87        | Local            | 0.1        | 18        | 528         | 1056.00         | 148.73         | \$16,360.56         |
| B Street                  | 87        | Local            | 0.1        | 16        | 528         | 938.67          | 132.21         | \$14,542.72         |
| Ballenger                 | 87        | Local            | 0.2        | 24        | 1056        | 2816.00         | 396.62         | \$43,628.17         |
| C Street                  | 87        | Local            | 0.2        | 16        | 1056        | 1877.33         | 264.41         | \$29,085.45         |
| Hamner                    | 87        | Local            | 0.1        | 16        | 528         | 938.67          | 132.21         | \$14,542.72         |
| North 2nd Street          | 87        | Local            | 0.2        | 24        | 1056        | 2816.00         | 396.62         | \$43,628.17         |
| Red Oak Lane              | 87        | Local            | 0.3        | 24        | 1584        | 4224.00         | 594.93         | \$65,442.25         |
| Rhone Street              | 87        | Local            | 0.2        | 20        | 1056        | 2346.67         | 330.52         | \$36,356.81         |
| <b>Winder Street</b>      | <b>87</b> | <b>Collector</b> | <b>0.2</b> | <b>20</b> | <b>1056</b> | <b>2346.67</b>  | <b>330.52</b>  | <b>\$36,356.81</b>  |
| Wood Street               | 87        | Local            | 0.1        | 24        | 528         | 1408.00         | 198.31         | \$21,814.08         |
| April Lane                | 88        | Local            | 0.08       | 24        | 422.4       | 1126.40         | 158.65         | \$17,451.27         |
| <b>Arrington Road</b>     | <b>88</b> | <b>Collector</b> | <b>0.8</b> | <b>24</b> | <b>4224</b> | <b>11264.00</b> | <b>1586.48</b> | <b>\$174,512.68</b> |
| <b>Durham Street</b>      | <b>88</b> | <b>Collector</b> | <b>0.2</b> | <b>22</b> | <b>1056</b> | <b>2581.33</b>  | <b>363.57</b>  | <b>\$39,992.49</b>  |
| <b>Farrington Street</b>  | <b>88</b> | <b>Collector</b> | <b>1.8</b> | <b>24</b> | <b>9504</b> | <b>25344.00</b> | <b>3569.58</b> | <b>\$392,653.52</b> |
| Fogg Street               | 88        | Local            | 0.1        | 16        | 528         | 938.67          | 132.21         | \$14,542.72         |
| Frankens Street           | 88        | Local            | 0.2        | 24        | 1056        | 2816.00         | 396.62         | \$43,628.17         |
| Gandy Street              | 88        | Local            | 0.4        | 24        | 2112        | 5632.00         | 793.24         | \$87,256.34         |
| Lindsey Street            | 88        | Local            | 0.2        | 24        | 1056        | 2816.00         | 396.62         | \$43,628.17         |
| Jackson                   | 89        | Local            | 0.4        | 20        | 2112        | 4693.33         | 661.03         | \$72,713.62         |
| <b>OC Scott</b>           | <b>89</b> | <b>Collector</b> | <b>0.3</b> | <b>24</b> | <b>1584</b> | <b>4224.00</b>  | <b>594.93</b>  | <b>\$65,442.25</b>  |
| Robert Williams Street    | 89        | Local            | 0.2        | 24        | 1056        | 2816.00         | 396.62         | \$43,628.17         |
| Saxton Street             | 89        | Local            | 0.1        | 16        | 528         | 938.67          | 132.21         | \$14,542.72         |
| Willie D. Jones Street    | 89        | Local            | 0.2        | 24        | 1056        | 2816.00         | 396.62         | \$43,628.17         |
| Ashworth Street           | 90        | Local            | 0.1        | 24        | 528         | 1408.00         | 198.31         | \$21,814.08         |
| Cross Street              | 90        | Local            | 0.1        | 16        | 528         | 938.67          | 132.21         | \$14,542.72         |
| Elm Street                | 90        | Local            | 0.12       | 24        | 633.6       | 1689.60         | 237.97         | \$26,176.90         |
| <b>Judd Street</b>        | <b>90</b> | <b>Collector</b> | <b>0.2</b> | <b>24</b> | <b>1056</b> | <b>2816.00</b>  | <b>396.62</b>  | <b>\$43,628.17</b>  |
| <b>Kenley Street</b>      | <b>90</b> | <b>Collector</b> | <b>0.2</b> | <b>24</b> | <b>1056</b> | <b>2816.00</b>  | <b>396.62</b>  | <b>\$43,628.17</b>  |
| Margie Harrell            | 90        | Local            | 0.08       | 24        | 422.4       | 1126.40         | 158.65         | \$17,451.27         |

|                              |           |                  |             |           |              |                 |                |                     |
|------------------------------|-----------|------------------|-------------|-----------|--------------|-----------------|----------------|---------------------|
| <b>Maynard Street</b>        | <b>90</b> | <b>Collector</b> | <b>0.5</b>  | <b>26</b> | <b>2640</b>  | <b>7626.67</b>  | <b>1074.18</b> | <b>\$118,159.62</b> |
| Carter Drive                 | 91        | Local            | 0.3         | 24        | 1584         | 4224.00         | 594.93         | \$65,442.25         |
| <b>Dennis Street</b>         | <b>91</b> | <b>Collector</b> | <b>0.9</b>  | <b>30</b> | <b>4752</b>  | <b>15840.00</b> | <b>2230.99</b> | <b>\$245,408.45</b> |
| Glass Street                 | 91        | Local            | 0.2         | 24        | 1056         | 2816.00         | 396.62         | \$43,628.17         |
| North 3rd Street             | 91        | Local            | 0.1         | 20        | 528          | 1173.33         | 165.26         | \$18,178.40         |
| Parker Lane                  | 91        | Local            | 0.1         | 16        | 528          | 938.67          | 132.21         | \$14,542.72         |
| Shady Lane                   | 91        | Local            | 0.1         | 24        | 528          | 1408.00         | 198.31         | \$21,814.08         |
| Lyndon B Johnson             | 92        | Local            | 0.2         | 22        | 1056         | 2581.33         | 363.57         | \$39,992.49         |
| <b>South Hendrick Avenue</b> | <b>92</b> | <b>Collector</b> | <b>0.02</b> | <b>22</b> | <b>105.6</b> | <b>258.13</b>   | <b>36.36</b>   | <b>\$3,999.25</b>   |
| Cooper Street                | 93        | Local            | 0.1         | 14        | 528          | 821.33          | 115.68         | \$12,724.88         |
| <b>East Borden Drive</b>     | <b>93</b> | <b>Collector</b> | <b>0.1</b>  | <b>26</b> | <b>528</b>   | <b>1525.33</b>  | <b>214.84</b>  | <b>\$23,631.92</b>  |
| Avalon Street                | 94        | Local            | 0.3         | 26        | 1584         | 4576.00         | 644.51         | \$70,895.77         |
| Brown Street                 | 94        | Local            | 0.1         | 24        | 528          | 1408.00         | 198.31         | \$21,814.08         |
| <b>Nogle Street</b>          | <b>94</b> | <b>Collector</b> | <b>0.1</b>  | <b>16</b> | <b>528</b>   | <b>938.67</b>   | <b>132.21</b>  | <b>\$14,542.72</b>  |
| <b>Ohara Street</b>          | <b>94</b> | <b>Collector</b> | <b>0.1</b>  | <b>16</b> | <b>528</b>   | <b>938.67</b>   | <b>132.21</b>  | <b>\$14,542.72</b>  |
| <b>Peachtree Street</b>      | <b>94</b> | <b>Collector</b> | <b>0.1</b>  | <b>24</b> | <b>528</b>   | <b>1408.00</b>  | <b>198.31</b>  | <b>\$21,814.08</b>  |
| <b>Ryan Chapel Road</b>      | <b>94</b> | <b>Collector</b> | <b>0.5</b>  | <b>30</b> | <b>2640</b>  | <b>8800.00</b>  | <b>1239.44</b> | <b>\$136,338.03</b> |
| Banks Street                 | 95        | Local            | 0.7         | 24        | 3696         | 9856.00         | 1388.17        | \$152,698.59        |
| Weeks Street                 | 95        | Local            | 0.5         | 24        | 2640         | 7040.00         | 991.55         | \$109,070.42        |
| Elm Court                    | 96        | Local            | 0.08        | 26        | 422.4        | 1220.27         | 171.87         | \$18,905.54         |
| Willow Oak Street            | 97        | Local            | 0.1         | 24        | 528          | 1408.00         | 198.31         | \$21,814.08         |
| Red Bud Lane                 | 98        | Local            | 0.7         | 28        | 3696         | 11498.67        | 1619.53        | \$178,148.36        |
| Dogwood Ridge Drive          | 99        | Local            | 0.3         | 24        | 1584         | 4224.00         | 594.93         | \$65,442.25         |
| Magnolia Drive               | 99        | Local            | 0.1         | 24        | 528          | 1408.00         | 198.31         | \$21,814.08         |
| Chancellor Boulevard         | 100       | Local            | 0.08        | 20        | 422.4        | 938.67          | 132.21         | \$14,542.72         |
| Deer Trace Boulevard         | 100       | Local            | 0.3         | 28        | 1584         | 4928.00         | 694.08         | \$76,349.30         |



## *City of Diboll Volunteer Fire Department*



### **March 2023 Council Report**

March 7th

- Pledge
  - Incident Reports
  - Inspect air packs/PASS alarms
  - Clean up at station
- Firemen present (15)

March 14th

- Pledge
  - Incident reports
  - Discussed equipping firemen with bullet proof vest
  - Prepare station for artic blast
  - Clean station
- Fireman present (11)

March 21st

- Pledge
  - Incident Reports
  - Discussion over fire calls and mutual aid response
  - Powered up all fire trucks
  - Cleaned out fire stations
- Fireman present (11)

March 28th

- Pledge
  - Incident reports
  - Discussions on fire calls
  - Run fire trucks 63 and 58
  - Repair bay door 3
- Fireman Present (12)



*City of Diboll Volunteer Fire Department*



## March 2023 Emergency Incidents ( )

### March 3, 2023 18:54

- **Call # 2300000017**  
Lawrence/Holubec  
Brush fire  
In City  
Trucks 63  
Diboll Fire personnel responded (9)  
7801,7813,7815,7819,7822,7827,7829,7835,7836

### March 5, 2023 14:58

- **Call # 2300000018**  
Kenley St. @ North Temple  
10-50 Motorcycle accident  
In City  
Trucks 54  
Diboll Fire personnel responded (9)  
7801,7808,7815,7819,7822,7825,7827,7835,7836

### March 7, 2023 18:11

- **Call # 2300000021**  
HWY 59 & 2108  
10-50 Traffic Control  
Out of City  
Trucks 54  
Diboll Fire personnel responded (15)  
7801,7805,7810,7813,7814,7815,7819,7820,7821,7822,7825,7827,7832,7835  
7836

### March 13, 2023 19:31

- **Call # 2300000021**  
Warner Dr/1818  
10-50 Vehicle / Pedestrian  
Out of City



*City of Diboll Volunteer Fire Department*



Trucks 54

Diboll Fire personnel responded (11)

7801,7805,7810,7814,7819,7822,7825,7827,7829,7835,7836

**March 14, 2023 18:35**

- **Call # 2300000022**

303 Locust St.

Structure fire

In City

Trucks

Diboll Fire personnel responded ( )

**March 14, 2023 20:27**

- **Call # 2300000023**

315 Tidwell Rd

Barn Fire

Out of City

Trucks 54 & 55

Diboll Fire personnel responded (11)

7810,7814,7815,7819,7820,7822,7825,7827,7829,7835,7836

**March 21, 2023 09:49**

- **Call # 2300000027**

154 John Kolb Rd

Mutual Aid /Moffett Fire Department

Out of City

Trucks 56

Diboll Fire personnel responded (2)

7825, 7829



*City of Diboll Volunteer Fire Department*



**March 23, 2023 21:43**

- **Call # 2300000026**  
1405 Old Diboll Hwy  
Garage on fire  
Out of city  
Trucks 54,62  
Diboll Fire personnel responded (10)  
7810,7814,7815,7819,7820,7822,7825,7827,7835,7836

**March 23<sup>rd</sup> 12:46**

- **Call # 2300000031**  
58 & Plantation Dr  
Control burn  
Out of city  
Diboll Fire personnel responded (4)  
7814,7825,7827,7829

**March 28<sup>th</sup> 1:00**

- **Call # 2300004850**  
59 @ Diboll Inn  
10/50 traffic control  
In city  
Diboll Fire personnel responded (1)  
7835



Diboll Police Department

**Monthly DEPT. STATS**

**March 2023**

|                                |     |
|--------------------------------|-----|
| CALLS FOR SERVICE              | 490 |
| INCIDENT REPORTS               | 27  |
| CRASH REPORTS                  | 4   |
| EXTRA PATROLS/ PATROL REQUESTS | 6   |
| TRAFFIC STOPS                  | 230 |
| TOTAL ARRESTS                  | 3   |
| • MISD. ARREST                 | 2   |
| • FELONY ARREST                | 1   |



## Public Works Director Project Status Report – April 2023

### City of Diboll PSI Project

UCRM-1 City Hall/Safety Center: Punch list item work ongoing for roofing, siding, painting, fencing. Punch list items for building siding, painting completed. Contractors have repaired a pitch pocket on the safety center roof that continues to leak. They have also re-routed a vent pipe that was found to be rusted out. Watershed testing will be performed on 12/8/2022 to determine if the leak is fixed. The extra gate remote controllers were received and programmed. Council chamber doors are scheduled to be installed on 12/8/2022. The doors on the southside of the building will be replaced. The doors on the north entrance will be reconditioned. The council chamber doors were installed. The contractors had problems with the alignment on the doors and the color of stain did not turn out correct. They are in the process of fixing the alignment issues along with sanding and re-staining them. Chamber doors alignment issue has been corrected. Contractor has also ordered another door closer to replace the malfunctioning one. The stain color match did not turn out as well as we would have liked on the doors. The contractor has agreed to paint all interior doors and handrails to an agreed upon color at his cost. The safety center leak was present after repairs were completed. The contractor traced the leak and found out the flashing on top of the roof was the cause. The flashing has been replaced and has not leaked since the repairs were made. They will paint the new flashing as soon as the weather permits. Painters will be in Diboll on Tuesday morning. Painters will tape, prep, sand, strip, and putty etc. all day on Wednesday. Thursday they will continue working prepping, sanding, etc. moving to putty and texture as needed then on to primer and paint. Friday they will continue work. Monday paint and final touch ups. Tuesday buffer Day for final touch ups as needed.

#### Scope:

- Paint 9 total door slabs
- 3 Double Wood-Stained doors.
- 1 Single Wood-Stained door.
- 2 HVAC single doors
- 2 alcove ceilings
- 2 sheetrock walls in a single alcove
- 2 Wood trim boards above HVAC doors
- 2 handrails

The door closer will be changed, but that is a different guy than the painter. The metal trim on the safety center roof repair is painted red already. Replace 2 cases (16 total tiles) worth of 2x4 ceiling tiles in the Police station back room.

Estimated completion date of 3/14/23.

Status: 100% Complete

UCRM-2 SCADA Upgrades: SCADA procurement underway. Some items face very long lead times. Scada procurement and remote programming started. The control panels have a six-month lead time of production. This will put the Scada installation of hardware around 6/10/2023. Scada elevated storage tank hardware scheduled for late January. Scada contractor will be making site visits over the next few weeks. Scope review meeting scheduled at WWTP on 2/15 at 1:30 PM. The scope review meeting went very well. We discussed automated process control based on defined set-points. We then discussed programming to perform certain control decisions based on the parameters received from connected sensors on our equipment. Control functions include turning power on or off, increasing or decreasing speed and flow, raising, or lowering levels in tanks. Flowmeters and data loggers are installed in strategic locations to send data to remote terminal units, then send their collected data to the treatment plant operators. With this data, the operators have an opportunity to see problems like leaks, overflows, or chemical imbalance. Access to up-to-date information on these potential problems gives water operations a chance to fix these issues in advance, reducing downtime. [Scada ongoing. Radio tower schedule below.](#)

- 1 WWTP\* 100ft Tower Install Radios & Antennas 22-Mar, Duration 2 days.
- 2 OEST Install Radios & Sector Antennas on tower rails 24-Mar, Duration 2 days.
- 3 North Pump Station Install Radio & Antenna on existing 60 ft tower 27-Mar, Duration 1 days.
- 4 NEST Install Radio & Antenna on tower rails 6-Apr, Duration 2 days.
- 5 Well 1 Install 20ft tower extension, Radio and Antenna 28-Mar, Duration 1 days.
- 6 Well 2 Install 20ft tower extension, Radio and Antenna 29-Mar, Duration 1 days.
- 7 Well 3 Install 20ft tower extension, Radio and Antenna 30-Mar, Duration 1 days.
- 8 Well 4 Install 20ft tower extension, Radio and Antenna 31-Mar, Duration 1 days.
- 9 Well 5 Install new 60ft tower, Radio and Antenna 22-Mar, Duration 10 days.
- 10 Prison LS Install Radio & Antenna on Existing tower 3-Apr, Duration 2 days.
- 11 Lynn LS Install new 40ft tower, Radio and Antenna 23-Mar, Duration 10 days.
- 12 Neil Pickett LS Install Radio & Antenna on Existing tower 4-Apr, Duration 2 days.
- 13 AS Davis LS Install Radio & Antenna on Existing tower 5-Apr, Duration 2 days.
- 14 Lumberjack LS Install new 40ft tower, Radio and Antenna 23-Mar, Duration 10 days.

Estimated completion date of 8/1/23.

Status: 40% Complete

Urcm-4 HVAC/BAS Upgrades: City Hall and safety center HVAC complete. Civic Center HVAC will start in December. Contractors have prepped the building for unit installation. Full install to start 1/25/2023. City staff needs to clean out maintenance and mechanical rooms the week prior to installation. Mechanical room has been cleaned out. HVAC work in ongoing. Install should be completed 2/20/22. Startup and commissioning to be scheduled for 2/13/2023. All HVAC systems have been installed at all locations. BAS integration is ongoing. BAS is a network that connects and controls all your facility's utilities, such as mechanical and electrical systems as well as heating, ventilating, and air conditioning.

HVAC BAS and integration ongoing. Building Automation Systems (BAS) City Hall, Safety Center, Civic Center, Northside Pump Station, Wastewater Treatment Plant Office

Estimated completion date of 6/15/2022.

Status: 95% complete

#### UCRM-5 Water Meter AMI: Neptune AMI Meter System

Timeline has been moved back to March of 2023 due to delay in meter production. Meter boxes and lids have been received at the warehouse. We have started receiving shipments of antennas for the meters. PSI will have proofs of the mailers and door hangers ready for review on 2/8/2023. Conex container delivered and prepped for continued receiving of meters and antennas. Door tags and mailer proofs were delayed and expected to be available for review by the end of March. Expected meter delivery dates on chart below.

Door tags and mailers proof is ongoing. The Neptune Customer portal is new, and PSI is having to develop that marketing material for the door tags. Meters trickling in. Looks like all the endpoints have been delivered. 5/8x3/4 meters still tracking first week of June.

| Description             | Part Number | Quantity | Expected Delivery Date |
|-------------------------|-------------|----------|------------------------|
| R900 CELL PIT NICOR 6'  | .13966-600  | 70.00    | 1/13/2023              |
| 11/2 X 13 ULTRASONIC    | EU2A1G1SG71 | 12.00    | 1/13/2023              |
| 2 X 17 ULTRASONIC       | EU2E1G1SG71 | 41.00    | 1/13/2023              |
| 3 FLG 17 LEN ULTRA/MACH | EU3B1G1SG72 | 1.00     | 1/13/2023              |
| 4 FLG 14 LEN ULTRA/MACH | EU3C1G1SG72 | 9.00     | 1/13/2023              |
| 8 FLG 20 LEN ULTRA/MACH | EU4A1G1SG72 | 1.00     | 1/13/2023              |
| R900 CELL PIT NICOR 6'  | .13966-600  | 50.00    | 1/13/2023              |
| 6 FLG 18 LEN ULTRA/MACH | EU3E1G1SG73 | 6.00     | 1/13/2023              |
| R900 CELL PIT NICOR 6'  | .13966-600  | 20.00    | 4/28/2023              |
| 1 ULTRASONIC            | EU1F1G1SG71 | 20.00    | 4/28/2023              |
| R900 CELL PIT NICOR 6'  | .13966-600  | 1373.00  | 6/9/2023               |
| 5/8X3/4 ULTRASONIC      | EU1B1G1SG71 | 1373.00  | 6/9/2023               |

Estimated completion date of 9/1/2023.

Status: 10% Complete

## WWTP/TWBD Project

We are still working on the environmental clearance with TWDB. KSA is working on map exhibits and some other documents for the environmental study and should have that to them this week along with the engineering report. The engineering report will be submitted to TWDB by 12/8/2022. This will contain certain information/exhibits that are required for the environmental review to move forward at TWDB. We plan to begin the preliminary design phase (construction plans and specifications) in January. This will run concurrently with TWDB review of the engineering report and environmental to speed up the schedule. The engineering report and environmental documents are under review by TWDB. I do not know what their current backlog is but will be reaching out to them for an update. I would expect to begin preparing design plans/specifications in March. The project is under review by TWDB staff. They have the Engineering Feasibility Report and the environmental documents. These reviews run concurrently, but the environmental must be approved before the engineering report can be approved. TWDB requested some supplemental environmental information that was submitted at the end of January. Including the 30-day public comment period, I would expect to have environmental approval by the end of April. This is based upon my last conversation with our environmental reviewer. The engineering report approval will follow shortly thereafter. [The TWDB is still reviewing the engineering report on the WWTP project. Based on the email below, KSA should have comments by the end of next week. They should know more about the environmental status early next week.](#)

Good morning Mr. Hays,

I had started to review the EFR but had to prioritize a few other deadlines so I will need to get back to that review and finish it. I plan to send you review comments or to let you know that the EFR satisfies TWDB requirements before the end of next week.

I know Gayla has a few environmental reviews that she is working on currently and one of those should be for the City of Diboll. I will have a meeting with her on this coming Monday to get an update then one of us will report back to you on the environmental status.

Please feel free to reach out to our team with any questions on this project or any others. I would also like to thank you for your patience with us as we work through our heavy workloads.

Thanks,

Cody

Estimated completion date of 6/1/2024.

Status: 25% Complete

### Neil Pickett Drive Sanitary Sewer Line Replacement

The sewer collection system that serves the residents on Neil Pickett Drive is made up of old, vitrified clay tile pipe and brick manholes. This system has outlived its useful life and is the result of frequent maintenance issues and infiltration and inflow problem. Construction shall replace sewer lines with approximately 1500 linear feet of new eight-inch sewer pipe, three (3) four feet (4') diameter manholes, and all associated appurtenances. Site visit and plan overview held on 2/2/2023.

Estimated completion date TBD.

Status: 5% complete

### ARPA Project

Plans on the Lumberjack Drive are ready for review. Meeting with KSA 11-10-2022 to complete the preliminary design phase. We found the last easement/ROW document and have confirmed a complete ROW from the existing Lumberjack Drive to the TxDOT bypass. With this final ROW we are making one alignment change to avoid a road crossing within the TxDOT ROW and should be complete by 12/16/2023. Once we have the final plans, we can submit them to TxDOT for permit approval. We have received the required ARPA contract provisions from Grant Works and are incorporating it into our contract documents. Our estimate for completion of all plans, contract, specifications, and permitting is 1/1/2023. We are currently reviewing the sample construction contract sent to us by Grant Works. It is unlike anything we have seen from them before. We are reviewing it against more standard construction contracts we use and/or have seen in our industry. This is high on the priority list and I'm targeting to complete the review by 2/10/23. Danny from KSA will be putting together the final construction contract documents this week. He anticipates advertising for bids within the next couple of weeks. [KSA is working with grant works to sort out bid advertisement requirements.](#)

Estimated completion date of 8/1/2023.

Status: 30% Complete

### Sanitary Sewer Overflow Program Project

Scheduled demos for manhole rehab with Fuquay and Southern Trenchless. We Attended project demonstration for manhole and pipe rehabilitation on 12/1/2023 with Fuquay Inc. We were very impressed with the professionalism and quality of work they demonstrated. We will be starting our manhole lining for phase one of our five-year project beginning in January. Contractors will be onsite beginning 1/16/2023 to begin review and implementation of phase one of the SSO plan. [We are working with the division manager of JD Fuquay on schedule. First thing we will do is visit each of the manholes in section C and see what needs to be done on them and then figure out which crews we need to start actual work.](#)

Estimated completion date of 6/1/2027.

Status: 15% Complete

## Department Projects

### LBJ Signs

At our last council meeting we had a request for mph and children at play signs placed on LBJ street. We installed a 10 mph sign on 3-17-2023. We have ordered the children at play signs and will install them as soon as they arrive.

Estimated completion date of 5-4-2023.

Status: 50% complete

### Ryan Chapel and Gandy Service Road

We will be placing a small rock driveway service access entry at this sewer main location. We have trouble accessing our manholes and main line in this area during wet conditions. This is a clay tile line that is very prone to blockages and hard to access. The installation should take no more than 4 hours.

Estimated completion date of 5-10-2023.

Status 0% complete

### TCEQ Water Inspection

We were notified on 3-23-2023 That TCEQ would be doing our state inspection on 3-30-2023. All preparations for the inspection were completed at all well sites and city facilities. All documents and reports including:

Daily and Weekly Monitoring Record, Sampling locations, Well Flow Meter Readings, Disinfectant Residual Readings, Amount of Water and Chemical(s) used, Coliform Sampling Results, Flushing Events Records, Flush Dead-End Mains, Length of Flushing, Volume of Water Flushed, Beginning and Ending Residual, Quarterly Operating Records, Data on your Disinfectant Residual Analyzers, Copies of Disinfectant Level Quarterly Operating Reports, Annual Operating Records, Tank Inspection Records, Copies of Water Operator Notice forms, Update Operator Information, Well Meter Calibration Records, Consumer Confidence Reports, Lead and Copper Records, Chemical Analysis Results, Public Notice Records, Maintenance Records, Facility Cleaning Logs, Distribution Maps, Monitoring Plans, Sample Siting Plans, Plans and Specifications, Engineering Reports, Well Completion Data, NSF Certifications, Plumbing Ordinance/Service Agreements, Backflow Prevention Assembly Records, Customer Service Inspection Reports, Purchase Water Contract, Notices of Violation and Corrective Actions Taken, Sanitary Survey, Compliance Records, Groundwater Rule Compliance Records, Revised Total Coliform Rule Records, Drought Contingency Plan, Emergency Preparedness Plan, Complaints

The inspection went very well. We should receive a copy of any potential violations by 4-10-2023. We will have 30 days to correct any issues.

Estimated completion date of 5-10-2023.

Status: 75% complete

### Baseball Complex Restrooms

The restrooms at the baseball fields have ductile iron pipes. Over the years these lines have corroded and are in need of being replaced. We have had several sewer backups as a result. With the lines in poor condition and continued flushing of excessive amounts of paper towels we will continue to have problems. We plan to get several quotes on replacing the lines and installing hand blowers instead of continuing to use paper towels. We have placed temporary portable restrooms at this location until permanent repairs can be made.

Estimated completion date TBD

Status 10% complete

### Fire Hydrant Replacement High School

Valve location underway and materials in stock. Valves have been located. We ordered a tool to remove the internal parts for replacement without having to replace the entire fire hydrant. Scheduled to begin repair on 12-19-2022. The school still has fire protection with multiple hydrants located on the property. The tools we ordered have still not arrived. The vendor expects to receive them by mid-January. Repairs will begin when tools arrive. Tools and parts arrived in mid-January as expected. The water department dug up the hydrant and disassembled it. We have ordered the parts needed to rebuild the hydrant. We are expecting the sockets for the stem jams nuts on the hydrant to arrive next week. The hydrant ended up being corroded for repairs. We ordered the correct hydrant for the flange fitment and installed over spring break while school was out.

Estimated completion date of 4/5/2023.

Status: 100% Complete

### Main Water Line Break

3-26-2023 a main break was reported on 59 North. The entire water department came in on Sunday to make the repair. Repairs were completed without any disruption to the water system.

Estimated completion date of 3-26-2023.

Status: 100% complete

### Air Conditioning Baseball Complex

Both mini split units at the concession stands needed repair. We had to replace 1 fan and 2 condensers. Then we replaced the Eastside window unit too. We noticed that the fire suppression system had not been inspected since 2015. We were able to have the system tested and all A/C repairs made before opening day of ball season.

Estimated completion date 3-24-2023.

Status 100% complete

### Replacement of Inner Fence at Ground Storage

Planned start 11/21/2022. We have removed the rubbish and brush from the inner fence to gain access for repairs. We plan to start removal of old fence on 1/2/2023. We have made the necessary repairs to keep the fence secure. We are in the process of ordering new lumber and installation. This project has been put on hold until we finish the reconstruction of field 4 at the baseball complex.

Estimated completion date of 6/30/2023.

Status: 25% Complete

### Roof repairs at Service center

Ordering materials. We have made point repairs on leaking overlaps in the metal on the roof. We are now sourcing bids for new sky light replacements.

Estimated completion date of 5/19/23.

Status: 50% Complete

### Locate all valves on 8-inch water line Arrington and Westchester

Located one valve with pothole machine. This will be a slow moving and time-consuming project. The valves we are trying to locate are covered with years of sediment and in most of the back yards of property owners. We have been able to locate three more vales and have two more to find. [We were able to locate another valve on Arrington and Lumberjack.](#)

Estimated completion date of 4/15/2023.

Status: 85% Complete

### City of Diboll Welcome Banner Frame

We have currently procured the materials for building the new frame for the signs. Measurements have been made and materials cut. We are ready to start welding the frame. We will resume work on the frame once we complete the dugout/score box canopy replacements.

Estimated completion date of [4/21/2023](#).

Status: 20% Complete

### Implementation of street grading system

We plan to start grading all streets within the city limits of Diboll. Once this is completed, we will present the conditions of our road system to the city council. We have moved up the completion date from 5/31/2023 to 4/3/2023. We should finish surveying all streets by 3/7/2023. Once completed we will compile all data and have a report for the council to review. to council on April 10, 2023

Estimated completion date of [4/3/2023](#).

Status: 100% Complete

### #18 Golf Course Bridge

The water line has started leaking in another spot. Repairs were delayed. Waiting on parts to replace a 1/12 sprinkler valve on the front nine pump house. Repairs to bridge scheduled. Planning to install sprinkler valve 12/13/2023. Sprinkler valve was received and installation complete. Bridge crossing repairs were delayed due to weather. Due to weather and other project prioritization we have moved the completion date of this project.

Estimated completion date of [3/31/2023](#).

Status: 65%Complete

### Repaint Park Bridges

We will be repainting the four bridges in Old Orchard Park. Two of the bridges will require us to remove all the rust before painting will begin. We have started sourcing materials. Rust remover has been delivered. The parks department will be working on the bridges throughout the month as the weather permits. We will resume painting the bridges once the baseball complex project is completed.

Estimated completion date of [6/30/2023](#).

Status: 15% complete

### Field 3 Renovation

The parks department will be excavating field 3 infield. We will replace the grass with select fill and infield conditioner. Then we will add new roofs for the dugouts. Materials have been ordered and work will be ongoing, weather permitting. All 4 dugout roofs have been replaced with new corrugated panels and trim. We are starting to replace the dug out covers too. They should be completed by 3/10/2023. We removed all grass/infield dirt on field 4. We extended the infield radius to allow for larger/multiple base path configurations. We replaced the grass removed with 16 loads of dandy clay mix. We have started grading and compaction process. Next, we will add field conditioner and grade to playing height. We transported and spread to grade the removed dirt to field 3 outfield in the low areas. This part of the field has held water for some time. The new pitcher mound was ordered and installed. All new bases anchors/home plate have arrived. We also installed a new electrical service at the batting cages for pitching machines.

Estimated completion date of 3/20/2023.

Status: 100% complete

### Floating Food Dispensers and Benches

We are ordering two new park benches to replace those past the point of repair. We are also adding floating food dispensers at the fishing pier will provide another opportunity for all to enjoy the park. The floating food will be good for fish, ducks and geese.

Estimated completion date of 4/12/2023.

Status: 5% Complete

### Ditch excavation and culvert replacement:

#### Edge of Pavement repairs

A street and North Hendrick intersections were eroding on the edge of the pavement from the tractor trailer traffic in that area. 2-inch riprap were placed in the drop-offs. After this area is packed down from traffic we will level again and dress up the drainage. The intersections of North First and East Borden will be repaired the same.

Estimated completion date of 4/19/2023.

Status 100% complete

Lawrence Street- Removal of 7 culverts and re-set to grade. Excavate 1310 feet of ditch line. Locates have been called in and marked. Work to begin on 12/12/2023. We have removed and replaced 4 culverts and set to grade. We have excavated approximately 380 feet of ditch line as well. We have experienced delays due to weather. [We resumed work on 4/4/2020 and installed the reaming culverts.](#)

Estimated completion date of 4/30/2023.

Status: 75% Complete

Cozy Circle - Removal of 6 culverts and re-set to grade. Excavate 410 feet of ditch line.

OC Scott and Lynn- Benita Duffield asked me to investigate the drainage issue at this location.

It appears that Lynn St. catches all the drainage from Ash St. and the housing authority. I

suggest that we cut a ditch behind the houses on Lynn St. and try to divert the drainage toward

Maynard.

# Work Order Report

2/14/2023 – 04/4/2023

| Service Order # | Service Address                      | Job Date  | Completion Date | Job Code            | Job Type        | Status    | Staff   | Group               | Account Number | Last Edited User | Last Edited Date    |
|-----------------|--------------------------------------|-----------|-----------------|---------------------|-----------------|-----------|---------|---------------------|----------------|------------------|---------------------|
| SO0000131       | 310 S FIRST                          | 4/17/2023 |                 | Clean Up Week       | Miscellaneous   | Open      | GENERAL | Annual Cleanup Week | 03-000890-00   | ARomero          | 03/16/2023 04:30 PM |
| SO0000271       | 1412 RYAN CHAPEL RD                  | 4/4/2023  |                 | Misc                | Miscellaneous   | Open      |         | Public Works        | 02-000459-00   | ARomero          | 04/04/2023 09:45 AM |
| SO0000272       | 705 PINWOOD                          | 4/4/2023  |                 | Clean Up Week       | Miscellaneous   | Open      | GENERAL | Annual Cleanup Week | 01-001374-00   | ROlvera          | 04/04/2023 09:45 AM |
| SO0000274       | LUMBERJACK DR (UNDER SIGN) SPRINKLER | 4/4/2023  |                 | Water Repairs/Maint | Miscellaneous   | Open      | WATER   | Public Works        | 02-001773-00   | ARomero          | 04/04/2023 10:03 AM |
| SO0000277       | 618 S TEMPLE                         | 4/4/2023  |                 | Occupant Change     | Occupant Change | Open      | WATER   | Public Works        | 01-001321-03   | ARomero          | 04/04/2023 10:43 AM |
| SO0000278       | 604 COOPER                           | 4/4/2023  |                 | Street Repair/Maint | Miscellaneous   | Open      | STREET  | Public Works        | 02-001245-00   | ROlvera          | 04/04/2023 12:14 PM |
| SO0000235       | 291 FM 1818                          | 4/3/2023  |                 | Water Repairs/Maint | Miscellaneous   | Open      | WATER   | Public Works        | 01-000750-00   | ARomero          | 04/03/2023 07:49 AM |
| SO0000236       | 1412 RYAN CHAPEL RD                  | 4/3/2023  | 4/3/2023        | Reinstate           | Reinstate       | Completed | WATER   | Public Works        | 02-000459-00   | ARomero          | 04/03/2023 08:13 AM |
| SO0000237       | 512 BOOKER                           | 4/3/2023  |                 | Misc                | Miscellaneous   | Open      |         | Public Works        | 01-001167-00   | ARomero          | 04/03/2023 08:26 AM |
| SO0000238       | 1431 RYAN CHAPEL RD                  | 4/3/2023  |                 | Water Repairs/Maint | Miscellaneous   | Open      | WATER   | Public Works        | 02-000488-00   | ARomero          | 04/03/2023 08:51 AM |
| SO0000239       | 217 RHONE # A                        | 4/3/2023  |                 | Water Repairs/Maint | Miscellaneous   | Open      | WATER   | Public Works        | 03-000719-00   | ARomero          | 04/03/2023 09:16 AM |

# Work Order Report

2/14/2023 – 04/4/2023

|           |                     |          |                     |                 |      |         |                     |              |         |                     |
|-----------|---------------------|----------|---------------------|-----------------|------|---------|---------------------|--------------|---------|---------------------|
| SO0000240 | 1407 FAIRCHILD      | 4/3/2023 | Reinstate           | Reinstate       | New  | WATER   | Public Works        | 02-000434-02 |         | 04/03/2023 09:26 AM |
| SO0000241 | 814 WELLS           | 4/3/2023 | Clean Up Week       | Miscellaneous   | Open | GENERAL | Annual Cleanup Week | 01-001540-11 | ARomero | 04/03/2023 10:02 AM |
| SO0000262 | 1500 N HENDRICK F 2 | 4/3/2023 | Occupant Change     | Occupant Change | Open | WATER   | Public Works        | 02-000528-13 | ARomero | 04/03/2023 11:25 AM |
| SO0000263 | 1200 CYPRESS        | 4/3/2023 | Clean Up Week       | Miscellaneous   | Open | GENERAL | Annual Cleanup Week | 03-000288-00 | ARomero | 04/03/2023 11:46 AM |
| SO0000264 | 608 MULBERRY        | 4/3/2023 | Clean Up Week       | Miscellaneous   | Open | GENERAL | Annual Cleanup Week | 01-001289-00 | ARomero | 04/03/2023 11:51 AM |
| SO0000265 | 702 NELSON          | 4/3/2023 | Disconnect          | Disconnect      | Open | WATER   | Public Works        | 01-001349-13 | ARomero | 04/03/2023 12:51 PM |
| SO0000266 | 500 HACKBERRY       | 4/3/2023 | Connect             | Connect         | Open | WATER   | Public Works        | 01-001068-02 | ROlvera | 04/03/2023 01:49 PM |
| SO0000267 | 305 BOX FACTORY     | 4/3/2023 | Clean Up Week       | Miscellaneous   | Open | GENERAL | Annual Cleanup Week | 03-000841-00 | ROlvera | 04/03/2023 03:05 PM |
| SO0000268 | 607 MULBERRY        | 4/3/2023 | Water Repairs/Maint | Miscellaneous   | Open | WATER   | Public Works        | 01-001281-00 | ROlvera | 04/03/2023 03:30 PM |
| SO0000269 | 607 MULBERRY        | 4/3/2023 | Street Repair/Maint | Miscellaneous   | Open | STREET  | Public Works        | 01-001281-00 | ROlvera | 04/03/2023 03:34 PM |
| SO0000270 | 302 S NEAL PICKETT  | 4/3/2023 | Misc                | Miscellaneous   | Open |         | Public Works        | 03-000802-00 | ARomero | 04/03/2023 04:44 PM |
| SO0000223 | 1500 N HENDRICK B 4 | 4/1/2023 | Occupant Change     | Occupant Change | Open | WATER   | Public Works        | 02-000521-30 | SDurham | 03/29/2023 04:55 PM |

# Work Order Report

2/14/2023 – 04/4/2023

|           |                      |           |                     |               |      |            |                     |              |         |                     |
|-----------|----------------------|-----------|---------------------|---------------|------|------------|---------------------|--------------|---------|---------------------|
| SO0000224 | 400 KENLEY CITY HALL | 3/30/2023 | Misc                | Miscellaneous | Open | WATER      | Public Works        | 99-000942-00 | ROlvera | 03/30/2023 08:15 AM |
| SO0000225 | 307 THOMPSON         | 3/30/2023 | Misc                | Miscellaneous | Open |            | Public Works        | 01-000874-01 | SDurham | 03/30/2023 09:11 AM |
| SO0000226 | 306 OFFICE           | 3/30/2023 | Misc                | Miscellaneous | Open | WATER      | Public Works        | 01-000859-00 | ROlvera | 03/30/2023 12:52 PM |
| SO0000227 | 208 S BEECH          | 3/30/2023 | Clean Up Week       | Miscellaneous | Open | GENERAL    | Annual Cleanup Week | 03-000683-00 | ROlvera | 03/30/2023 01:32 PM |
| SO0000231 | 1487 MOCKINGBIRD LN  | 3/30/2023 | Clean Up Week       | Miscellaneous | Open | GENERAL    | Annual Cleanup Week | 01-000503-00 | AMaze   | 03/30/2023 03:27 PM |
| SO0000232 | 5020 BELFORD RD      | 3/30/2023 | Misc                | Miscellaneous | Open | WATER      | Public Works        | 01-001097-03 | ROlvera | 03/30/2023 03:37 PM |
| SO0000233 | 405 N NEAL PICKETT   | 3/30/2023 | Misc                | Miscellaneous | Open | STREET     | Public Works        | 03-000994-00 | ROlvera | 03/30/2023 04:14 PM |
| SO0000217 | 706 DENNIS           | 3/29/2023 | Sewer Repairs/Maint | Miscellaneous | Open | WASTEWATER | Public Works        |              | ARomero | 04/03/2023 12:03 PM |
| SO0000219 | 1311 GLASS           | 3/29/2023 | Sewer Repairs/Maint | Miscellaneous | Open | WASTEWATER | Public Works        |              | AMaze   | 03/29/2023 01:59 PM |
| SO0000220 | 1500 N HENDRICK A 1  | 3/29/2023 | Misc                | Miscellaneous | Open |            | Public Works        |              | SDurham | 03/29/2023 02:19 PM |
| SO0000221 | 1413 FROSTY LN       | 3/29/2023 | Clean Up Week       | Miscellaneous | Open | GENERAL    | Annual Cleanup Week |              | ROlvera | 03/29/2023 04:02 PM |
| SO0000211 | 525 HOLUBEC          | 3/28/2023 | Water Repairs/Maint | Miscellaneous | Open | WATER      | Public Works        | 02-001185-00 | ARomero | 03/28/2023 09:56 AM |

# Work Order Report

2/14/2023 – 04/4/2023

|           |  |           |                        |               |      |         |                           |              |         |                     |
|-----------|--|-----------|------------------------|---------------|------|---------|---------------------------|--------------|---------|---------------------|
| SO0000212 | LUMBERJACK DR<br>(UNDER SIGN)<br>SPRINKLER | 3/28/2023 | Water<br>Repairs/Maint | Miscellaneous | Open | WATER   | Public Works              | 02-001773-00 | ARomero | 04/04/2023 10:05 AM |
| SO0000215 | 1113 LAWRENCE                              | 3/28/2023 | Street<br>Repair/Maint | Miscellaneous | Open | STREET  | Public Works              | 05-000243-04 | ARomero | 03/28/2023 01:02 PM |
| SO0000200 | 304 OFFICE                                 | 3/27/2023 | Connect                | Connect       | Open | WATER   | Public Works              | 01-000833-02 | ARomero | 03/24/2023 11:29 AM |
| SO0000201 | 100 E BORDEN                               | 3/27/2023 | Street<br>Repair/Maint | Miscellaneous | Open | STREET  | Public Works              | 02-000007-00 | ARomero | 03/27/2023 09:27 AM |
| SO0000203 | 719 DENNIS                                 | 3/27/2023 | Misc                   | Miscellaneous | Open | WATER   | Public Works              | 01-001452-00 | ARomero | 03/27/2023 11:14 AM |
| SO0000205 | 804 WELLS                                  | 3/27/2023 | Clean Up Week          | Miscellaneous | Open | GENERAL | Annual<br>Cleanup<br>Week | 01-001507-01 | MConcha | 03/27/2023 11:20 AM |
| SO0000206 | 207 DEVEREAUX                              | 3/27/2023 | Clean Up Week          | Miscellaneous | Open | GENERAL | Annual<br>Cleanup<br>Week | 02-000669-10 | ARomero | 03/27/2023 11:44 AM |
| SO0000207 | 411 BIRDSONG                               | 3/27/2023 | Street<br>Repair/Maint | Miscellaneous | Open | STREET  | Public Works              | 01-001040-00 | ARomero | 03/27/2023 12:22 PM |
| SO0000208 | 618 S TEMPLE                               | 3/27/2023 | Disconnect             | Disconnect    | Open | WATER   | Public Works              | 01-001321-03 | ARomero | 03/27/2023 12:48 PM |
| SO0000209 | 510 BOOKER                                 | 3/27/2023 | Clean Up Week          | Miscellaneous | Open | GENERAL | Annual<br>Cleanup<br>Week | 01-001156-00 | ARomero | 03/27/2023 02:57 PM |
| SO0000198 | 714 PINWOOD                                | 3/23/2023 | Clean Up Week          | Miscellaneous | Open | GENERAL | Annual<br>Cleanup<br>Week | 01-001434-02 | ARomero | 03/23/2023 09:47 AM |

# Work Order Report

2/14/2023 – 04/4/2023

|           |                           |           |           |               |               |           |         |                     |              |         |                     |
|-----------|---------------------------|-----------|-----------|---------------|---------------|-----------|---------|---------------------|--------------|---------|---------------------|
| SO0000197 | 605 N SECOND              | 3/22/2023 |           | Clean Up Week | Miscellaneous | Open      | GENERAL | Annual Cleanup Week | 05-001264-01 | AMaze   | 03/22/2023 01:11 PM |
| SO0000141 | 608 ARRINGTON             | 3/21/2023 | 3/23/2023 | Cutoff        | Cutoff        | Completed | WATER   | Public Works        | 01-001284-04 | ARomero | 03/23/2023 03:09 PM |
| SO0000142 | 215 HAMNER                | 3/21/2023 |           | Cutoff        | Cutoff        | New       | WATER   | Public Works        | 01-000713-02 |         |                     |
| SO0000143 | 308 PINE                  | 3/21/2023 |           | Cutoff        | Cutoff        | New       | WATER   | Public Works        | 99-000877-00 |         |                     |
| SO0000144 | 1500 N HENDRICK # G       | 3/21/2023 | 3/23/2023 | Cutoff        | Cutoff        | Completed | WATER   | Public Works        | 02-000529-00 | ARomero | 03/23/2023 04:51 PM |
| SO0000145 | 1413 FROSTY LN            | 3/21/2023 | 3/21/2023 | Cutoff        | Cutoff        | Completed | WATER   | Public Works        | 03-000460-04 | ARomero | 03/21/2023 12:18 PM |
| SO0000146 | 103 MAGNOLIA              | 3/21/2023 |           | Cutoff        | Cutoff        | New       | WATER   | Public Works        | 99-000126-00 |         |                     |
| SO0000147 | 291 MARTIN LUTHER KING JR | 3/21/2023 | 3/21/2023 | Cutoff        | Cutoff        | Completed | WATER   | Public Works        | 99-000751-01 | ARomero | 03/21/2023 02:23 PM |
| SO0000148 | 3832 MOCKINGBIRD LN       | 3/21/2023 |           | Cutoff        | Cutoff        | New       | WATER   | Public Works        | 01-000931-00 |         |                     |
| SO0000149 | 703 ASHFORD               | 3/21/2023 | 3/22/2023 | Cutoff        | Cutoff        | Completed | WATER   | Public Works        | 01-001355-09 | ARomero | 03/22/2023 08:43 AM |
| SO0000150 | 313 S NEAL PICKETT        | 3/21/2023 | 3/23/2023 | Cutoff        | Cutoff        | Completed | WATER   | Public Works        | 03-000907-00 | ARomero | 03/23/2023 10:39 AM |
| SO0000151 | 903 WILLOW OAK            | 3/21/2023 | 3/23/2023 | Cutoff        | Cutoff        | Completed | WATER   | Public Works        | 02-001614-02 | SDurham | 03/23/2023 08:08 AM |
| SO0000152 | 1109 REDBUD AVE           | 3/21/2023 | 4/3/2023  | Cutoff        | Cutoff        | Completed | WATER   | Public Works        | 02-100231-00 | ARomero | 04/03/2023 08:15 AM |
| SO0000153 | 103 PINE                  | 3/21/2023 | 3/21/2023 | Cutoff        | Cutoff        | Completed | WATER   | Public Works        | 99-000129-03 | ARomero | 03/21/2023 10:52 AM |
| SO0000154 | 1500 N HENDRICK C 2       | 3/21/2023 | 3/23/2023 | Cutoff        | Cutoff        | Completed | WATER   | Public Works        | 02-000524-13 | ARomero | 03/23/2023 03:10 PM |
| SO0000155 | 102 MAGNOLIA              | 3/21/2023 |           | Cutoff        | Cutoff        | New       | WATER   | Public Works        | 99-000109-00 |         |                     |

# Work Order Report

2/14/2023 – 04/4/2023

|           |                      |           |           |        |        |           |       |              |              |         |                     |
|-----------|----------------------|-----------|-----------|--------|--------|-----------|-------|--------------|--------------|---------|---------------------|
| SO0000156 | 214 HAMNER           | 3/21/2023 | 3/28/2023 | Cutoff | Cutoff | Completed | WATER | Public Works | 01-000712-02 | ARomero | 03/28/2023 03:58 PM |
| SO0000157 | 401 JACKSON          | 3/21/2023 | 3/27/2023 | Cutoff | Cutoff | Completed | WATER | Public Works | 01-000953-03 | ARomero | 03/27/2023 08:10 AM |
| SO0000158 | 306 PINE St          | 3/21/2023 |           | Cutoff | Cutoff | New       | WATER | Public Works | 99-000860-00 |         |                     |
| SO0000159 | LIFT STATION/HOLUBEC | 3/21/2023 | 3/28/2023 | Cutoff | Cutoff | Completed | WATER | Public Works | 02-001771-00 | ARomero | 03/28/2023 03:55 PM |
| SO0000160 | 799 WELLS            | 3/21/2023 | 3/28/2023 | Cutoff | Cutoff | Completed | WATER | Public Works | 01-001485-07 | ARomero | 03/28/2023 04:08 PM |
| SO0000161 | 423 FROSTY LN        | 3/21/2023 |           | Cutoff | Cutoff | New       | WATER | Public Works | 03-001057-01 |         |                     |
| SO0000162 | 711 PINEWOOD         | 3/21/2023 | 3/21/2023 | Cutoff | Cutoff | Completed | WATER | Public Works | 01-001416-14 | ARomero | 03/21/2023 10:21 AM |
| SO0000163 | 310 WHITE OAK        | 3/21/2023 | 3/23/2023 | Cutoff | Cutoff | Completed | WATER | Public Works | 03-000892-00 | ARomero | 03/23/2023 10:47 AM |
| SO0000164 | 406 BOX FACTORY      | 3/21/2023 | 3/23/2023 | Cutoff | Cutoff | Completed | WATER | Public Works | 03-001004-01 | ARomero | 03/23/2023 08:32 AM |
| SO0000165 | 102 HENDRICK         | 3/21/2023 | 3/23/2023 | Cutoff | Cutoff | Completed | WATER | Public Works | 01-000107-01 | ARomero | 03/23/2023 09:38 AM |
| SO0000166 | 206 RHONE            | 3/21/2023 | 3/21/2023 | Cutoff | Cutoff | Completed | WATER | Public Works | 03-000663-06 | ARomero | 03/21/2023 03:17 PM |
| SO0000167 | 1000 S FIRST         | 3/21/2023 | 3/23/2023 | Cutoff | Cutoff | Completed | WATER | Public Works | 03-000023-00 | ARomero | 03/23/2023 10:53 AM |
| SO0000168 | 200 DEVEREAUX        | 3/21/2023 |           | Cutoff | Cutoff | New       | WATER | Public Works | 02-000568-08 |         |                     |
| SO0000169 | 1501 N TEMPLE        | 3/21/2023 |           | Cutoff | Cutoff | New       | WATER | Public Works | 02-000541-05 |         |                     |
| SO0000170 | 1013 S FIRST         | 3/21/2023 | 3/30/2023 | Cutoff | Cutoff | Completed | WATER | Public Works | 03-000090-03 | SDurham | 03/30/2023 03:29 PM |
| SO0000171 | 709 DENNIS           | 3/21/2023 | 3/23/2023 | Cutoff | Cutoff | Completed | WATER | Public Works | 01-001402-00 | ARomero | 03/23/2023 09:30 AM |
| SO0000172 | 1407 FAIRCHILD       | 3/21/2023 |           | Cutoff | Cutoff | New       | WATER | Public Works | 02-000434-02 |         |                     |
| SO0000173 | 510 WESTCHESTER      | 3/21/2023 | 3/22/2023 | Cutoff | Cutoff | Completed | WATER | Public Works | 01-001161-02 | ARomero | 03/22/2023 08:06 AM |
| SO0000174 | 1001 MAYNARD         | 3/21/2023 |           | Cutoff | Cutoff | New       | WATER | Public Works | 03-000025-01 |         |                     |

# Work Order Report

2/14/2023 – 04/4/2023

|           |                     |           |           |        |        |           |       |              |              |         |                     |
|-----------|---------------------|-----------|-----------|--------|--------|-----------|-------|--------------|--------------|---------|---------------------|
| SO0000175 | 1211 LYNN           | 3/21/2023 | 3/23/2023 | Cutoff | Cutoff | Completed | WATER | Public Works | 03-000317-01 | ARomero | 03/23/2023 10:26 AM |
| SO0000176 | 306 WHITE OAK       | 3/21/2023 | 3/21/2023 | Cutoff | Cutoff | Completed | WATER | Public Works | 99-000865-05 | ARomero | 03/21/2023 03:24 PM |
| SO0000177 | 711 DENNIS          | 3/21/2023 | 3/21/2023 | Cutoff | Cutoff | Completed | WATER | Public Works | 01-001412-10 | ARomero | 03/21/2023 10:17 AM |
| SO0000178 | 301 SAXTON          | 3/21/2023 | 3/21/2023 | Cutoff | Cutoff | Completed | WATER | Public Works | 01-000792-01 | ARomero | 03/21/2023 02:19 PM |
| SO0000179 | 709 ARRINGTON       | 3/21/2023 | 4/3/2023  | Cutoff | Cutoff | Completed | WATER | Public Works | 01-001397-02 | ARomero | 04/03/2023 08:16 AM |
| SO0000180 | 804 WELLS           | 3/21/2023 |           | Cutoff | Cutoff | New       | WATER | Public Works | 01-001507-01 |         |                     |
| SO0000181 | 1419 RYAN CHAPEL RD | 3/21/2023 | 3/23/2023 | Cutoff | Cutoff | Completed | WATER | Public Works | 02-000475-00 | ARomero | 03/23/2023 09:49 AM |
| SO0000183 | 707 CYPRESS         | 3/21/2023 | 3/21/2023 | Cutoff | Cutoff | Completed | WATER | Public Works | 03-001383-00 | ARomero | 03/21/2023 05:07 PM |
| SO0000184 | 608 N SECOND        | 3/21/2023 |           | Cutoff | Cutoff | New       | WATER | Public Works | 05-001291-11 |         |                     |
| SO0000185 | 802 ASH             | 3/21/2023 |           | Cutoff | Cutoff | New       | WATER | Public Works | 99-001495-03 |         |                     |
| SO0000186 | 404 ARRINGTON       | 3/21/2023 | 4/3/2023  | Cutoff | Cutoff | Completed | WATER | Public Works | 01-000981-04 | ARomero | 04/03/2023 03:54 PM |
| SO0000187 | 1500 N HENDRICK A 4 | 3/21/2023 |           | Cutoff | Cutoff | New       | WATER | Public Works | 05-000513-22 |         |                     |
| SO0000188 | 208 RHONE           | 3/21/2023 | 4/3/2023  | Cutoff | Cutoff | Completed | WATER | Public Works | 03-000681-00 | ARomero | 04/03/2023 08:17 AM |
| SO0000189 | 1110 LAWRENCE       | 3/21/2023 |           | Cutoff | Cutoff | New       | WATER | Public Works | 02-000234-03 |         |                     |
| SO0000190 | 301 FARRINGTON      | 3/21/2023 |           | Cutoff | Cutoff | New       | WATER | Public Works | 02-000782-09 |         |                     |
| SO0000191 | 1399 N TEMPLE       | 3/21/2023 |           | Cutoff | Cutoff | New       | WATER | Public Works | 02-000408-00 |         |                     |
| SO0000192 | 416 BIRDSONG        | 3/21/2023 |           | Cutoff | Cutoff | New       | WATER | Public Works | 01-001055-04 |         |                     |
| SO0000193 | 211 DEVEREAUX       | 3/21/2023 |           | Cutoff | Cutoff | New       | WATER | Public Works | 02-000699-03 |         |                     |

# Work Order Report

2/14/2023 – 04/4/2023

|           |                           |           |           |                     |               |           |         |                     |              |          |                     |
|-----------|---------------------------|-----------|-----------|---------------------|---------------|-----------|---------|---------------------|--------------|----------|---------------------|
| SO0000195 | 711 DENNIS                | 3/21/2023 | 3/21/2023 | Reinstate           | Reinstate     | Completed | WATER   | Public Works        | 01-001412-10 | ARomero  | 03/21/2023 10:16 AM |
| SO0000196 | 301 SAXTON                | 3/21/2023 |           | Clean Up Week       | Miscellaneous | Open      | GENERAL | Annual Cleanup Week | 01-000792-01 | MConcha  | 03/21/2023 01:45 PM |
| SO0000135 | 912 DOGWOOD RIDGE Dr      | 3/20/2023 |           | Water Repairs/Maint | Miscellaneous | Open      | WATER   |                     | 02-001660-06 | MConcha  | 03/20/2023 08:05 AM |
| SO0000136 | 203 DEVEREAUX             | 3/20/2023 |           | Clean Up Week       | Miscellaneous | Open      | GENERAL | Annual Cleanup Week | 02-000618-00 | MConcha  | 03/20/2023 09:39 AM |
| SO0000137 | 1205 CYPRESS              | 3/20/2023 | 3/20/2023 | Misc                | Miscellaneous | Completed | WATER   | Public Works        | 99-000300-00 | RRoberts | 03/20/2023 12:22 PM |
| SO0000138 | 102 MAGNOLIA              | 3/20/2023 | 3/20/2023 | Misc                | Miscellaneous | Completed | WATER   | Public Works        | 99-000109-00 | RRoberts | 03/20/2023 01:26 PM |
| SO0000139 | 505 BOOKER                | 3/20/2023 |           | Clean Up Week       | Miscellaneous | Open      | GENERAL | Annual Cleanup Week | 01-001120-02 | ARomero  | 03/20/2023 10:28 AM |
| SO0000140 | 1413 GANDY                | 3/20/2023 |           | Connect             | Connect       | Open      | WATER   | Public Works        | 02-000461-14 | ARomero  | 03/20/2023 12:40 PM |
| SO0000133 | 1112 LAWRENCE             | 3/17/2023 | 3/21/2023 | Inactivate          | Inactivate    | Open      | WATER   | Public Works        | 02-000241-13 | RRoberts | 03/21/2023 08:24 AM |
| SO0000134 | 712 PINE VALLEY Rd # west | 3/17/2023 |           | Street Repair/Maint | Miscellaneous | Open      | STREET  | Public Works        | 03-001422-00 | MConcha  | 03/17/2023 10:36 AM |
| SO0000114 | 1500 N HENDRICK B 4       | 3/16/2023 |           | Connect             | Connect       | Open      | WATER   | Public Works        | 02-000521-30 | ARomero  | 03/24/2023 10:22 AM |
| SO0000125 | 708 DENNIS                | 3/16/2023 |           | Clean Up Week       | Miscellaneous | Open      | GENERAL | Annual Cleanup Week | 01-001392-00 | ARomero  | 03/16/2023 07:57 AM |

# Work Order Report

2/14/2023 – 04/4/2023

|           |                      |           |           |                     |                 |           |         |                     |              |          |                     |
|-----------|----------------------|-----------|-----------|---------------------|-----------------|-----------|---------|---------------------|--------------|----------|---------------------|
| SO0000126 | 209 DALE             | 3/16/2023 |           | Clean Up Week       | Miscellaneous   | Open      | GENERAL | Annual Cleanup Week | 01-000686-00 | ARomero  | 03/16/2023 07:58 AM |
| SO0000127 | 106 MAGNOLIA         | 3/16/2023 | 3/16/2023 | Service Action      | Service Action  | Completed | WATER   | Public Works        | 99-000160-01 | ARomero  | 03/16/2023 10:17 AM |
| SO0000128 | 611 S TEMPLE         | 3/16/2023 |           | Clean Up Week       | Miscellaneous   | Open      | GENERAL | Annual Cleanup Week | 05-001309-05 | ARomero  | 03/16/2023 12:27 PM |
| SO0000129 | 106 HINES            | 3/16/2023 |           | Misc                | Miscellaneous   | New       |         | Public Works        | 02-000159-00 |          | 03/16/2023 01:50 PM |
| SO0000090 | 106 MAGNOLIA         | 3/16/2023 |           | Service Action      | Service Action  | Open      | WATER   | Public Works        | 99-000160-01 | ARomero  | 03/24/2023 10:10 AM |
| SO0000118 | 1500 N HENDRICK B 4  | 3/15/2023 | 3/15/2023 | Occupant Change     | Occupant Change | Completed | WATER   | Public Works        | 02-000521-29 | ARomero  | 03/15/2023 07:53 AM |
| SO0000119 | 400 KENLEY CITY HALL | 3/15/2023 |           | Water Repairs/Maint | Miscellaneous   | New       | WATER   | Public Works        | 99-000942-00 |          | 03/15/2023 09:16 AM |
| SO0000120 | L B J                | 3/15/2023 |           | Water Repairs/Maint | Miscellaneous   | New       | WATER   | Public Works        | 01-001766-00 | JRichard | 03/16/2023 10:17 AM |
| SO0000121 | 1306 RYAN CHAPEL RD  | 3/15/2023 |           | Water Repairs/Maint | Miscellaneous   | Open      | WATER   | Public Works        | 02-000369-00 | JRichard | 03/15/2023 09:25 AM |
| SO0000122 | 1306 RYAN CHAPEL RD  | 3/15/2023 |           | Water Repairs/Maint | Miscellaneous   | New       | WATER   | Public Works        | 02-000369-00 |          | 03/15/2023 09:30 AM |
| SO0000123 | 725 PINWOOD          | 3/15/2023 | 3/30/2023 | Water Repairs/Maint | Miscellaneous   | Completed | WATER   | Public Works        | 01-001467-00 | RRoberts | 03/30/2023 10:43 AM |
| SO0000124 | 1004 LYNN            | 3/15/2023 | 3/17/2023 | Disconnect          | Disconnect      | Completed | WATER   | Public Works        | 03-000036-10 | RRoberts | 03/17/2023 02:39 PM |
| SO0000111 | 1500 N HENDRICK F 2  | 3/15/2023 | 3/24/2023 | Connect             | Connect         | Completed | WATER   | Public Works        | 02-000528-13 | ARomero  | 03/24/2023 10:14 AM |

# Work Order Report

2/14/2023 – 04/4/2023

|           |                |           |           |                     |               |           |            |                     |              |          |                     |
|-----------|----------------|-----------|-----------|---------------------|---------------|-----------|------------|---------------------|--------------|----------|---------------------|
| SO0000102 | 601 DENNIS     | 3/14/2023 | 3/16/2023 | Water Repairs/Maint | Miscellaneous | Completed | WATER      | Public Works        | 01-001207-00 | RRoberts | 03/16/2023 03:13 PM |
| SO0000105 | 500 S FIRST    | 3/14/2023 | 3/14/2023 | Water Repairs/Maint | Miscellaneous | Completed | WATER      | Public Works        | 05-001071-09 | SDurham  | 03/14/2023 02:35 PM |
| SO0000107 | 500 S FIRST    | 3/14/2023 |           | Water Repairs/Maint | Miscellaneous | New       | WATER      | Public Works        | 05-001071-09 |          | 03/14/2023 11:01 AM |
| SO0000108 | 500 S FIRST    | 3/14/2023 |           | Street Repair/Maint | Miscellaneous | New       | STREET     | Public Works        | 05-001071-09 |          | 03/14/2023 11:10 AM |
| SO0000109 | 107 FRANKENS   | 3/14/2023 | 3/16/2023 | Misc                | Miscellaneous | Completed | WATER      | Public Works        | 01-000163-02 | RRoberts | 03/16/2023 03:08 PM |
| SO0000110 | 101 WEBER      | 3/14/2023 |           | Street Repair/Maint | Miscellaneous | New       | STREET     | Public Works        | 02-000073-12 |          | 03/14/2023 01:28 PM |
| SO0000117 | 904 N HENDRICK | 3/14/2023 |           | Clean Up Week       | Miscellaneous | Open      | GENERAL    | Annual Cleanup Week | 05-001617-08 | AMaze    | 03/14/2023 03:49 PM |
| SO0000097 | 826 WELLS      | 3/13/2023 |           | Water Repairs/Maint | Miscellaneous | Open      | WATER      | Public Works        | 01-001556-02 | MConcha  | 03/13/2023 07:50 AM |
| SO0000098 | 112 FRANKENS   | 3/13/2023 |           | Clean Up Week       | Miscellaneous | Open      | GENERAL    | Annual Cleanup Week | 01-000259-00 | ARomero  | 03/13/2023 12:57 PM |
| SO0000099 | 706 ASHFORD    | 3/13/2023 | 3/15/2023 | Street Repair/Maint | Miscellaneous | Completed | STREET     | Public Works        | 01-001375-00 | SDurham  | 03/15/2023 07:28 AM |
| SO0000100 | 315 LOCUST     | 3/13/2023 | 3/14/2023 | Sewer Repairs/Maint | Miscellaneous | Completed | WASTEWATER | Public Works        | 03-000913-04 | SDurham  | 03/14/2023 02:39 PM |
| SO0000095 | 704 DENNIS     | 3/10/2023 |           | Misc                | Miscellaneous | Open      |            | Public Works        | 01-001364-00 | MConcha  | 03/10/2023 10:40 AM |

# Work Order Report

2/14/2023 – 04/4/2023

|           |                     |           |           |                     |                 |           |            |                     |              |         |                     |
|-----------|---------------------|-----------|-----------|---------------------|-----------------|-----------|------------|---------------------|--------------|---------|---------------------|
| SO0000096 | 733 BOOKER          | 3/10/2023 |           | Clean Up Week       | Miscellaneous   | Open      | GENERAL    | Annual Cleanup Week | 01-001481-00 | MConcha | 03/10/2023 10:43 AM |
| SO0000088 | 106 MAGNOLIA        | 3/9/2023  | 3/10/2023 | Occupant Change     | Occupant Change | Completed | WATER      | Public Works        | 99-000160-00 | SDurham | 03/10/2023 02:34 PM |
| SO0000091 | 805 CYPRESS         | 3/9/2023  |           | Clean Up Week       | Miscellaneous   | Open      | GENERAL    | Annual Cleanup Week | 03-001508-00 | MConcha | 03/09/2023 08:44 AM |
| SO0000092 | 1309 GLASS          | 3/9/2023  | 3/10/2023 | Sewer Repairs/Maint | Miscellaneous   | Completed | WASTEWATER | Public Works        | 02-000375-05 | SDurham | 03/10/2023 12:44 PM |
| SO0000093 | 1125 PINECREST      | 3/9/2023  |           | Clean Up Week       | Miscellaneous   | Open      | GENERAL    | Annual Cleanup Week | 03-000268-00 | MConcha | 03/09/2023 09:48 AM |
| SO0000094 | 227 VFW RD          | 3/9/2023  | 3/10/2023 | Disconnect          | Disconnect      | Completed | WATER      | Public Works        | 99-000727-00 | SDurham | 03/10/2023 02:50 PM |
| SO0000089 | 1407 GANDY          | 3/8/2023  |           | Clean Up Week       | Miscellaneous   | Open      | GENERAL    | Annual Cleanup Week | 02-000435-02 | ARomero | 03/08/2023 03:12 PM |
| SO0000082 | 1209 WILLIE MASSEY  | 3/7/2023  |           | Clean Up Week       | Miscellaneous   | Open      | GENERAL    | Annual Cleanup Week | 03-000312-02 | MConcha | 03/07/2023 10:26 AM |
| SO0000083 | 1102 CYPRESS        | 3/7/2023  |           | Clean Up Week       | Miscellaneous   | Open      | GENERAL    | Annual Cleanup Week | 03-000195-00 | MConcha | 03/07/2023 10:29 AM |
| SO0000084 | 1412 RYAN CHAPEL RD | 3/7/2023  | 3/10/2023 | Misc                | Miscellaneous   | Completed |            | Public Works        | 02-000459-00 | SDurham | 03/10/2023 02:25 PM |
| SO0000086 | 601 MULBERRY        | 3/7/2023  | 3/10/2023 | Street Repair/Maint | Miscellaneous   | Completed | STREET     | Public Works        | 01-001211-00 | SDurham | 03/10/2023 02:17 PM |

# Work Order Report

2/14/2023 – 04/4/2023

|           |                     |          |           |                     |                 |           |         |                     |              |         |                     |
|-----------|---------------------|----------|-----------|---------------------|-----------------|-----------|---------|---------------------|--------------|---------|---------------------|
| SO0000087 | 207 DALE            | 3/7/2023 | 3/10/2023 | Misc                | Miscellaneous   | Completed | STREET  | Public Works        | 01-000668-01 | SDurham | 03/10/2023 02:55 PM |
| SO0000077 | 1313 GLASS          | 3/6/2023 | 3/7/2023  | Misc                | Miscellaneous   | Completed | WATER   | Public Works        | 02-000383-01 | SDurham | 03/07/2023 12:58 PM |
| SO0000079 | 405 JACKSON         | 3/6/2023 |           | Clean Up Week       | Miscellaneous   | Open      | GENERAL | Annual Cleanup Week | 01-000993-00 | ARomero | 03/06/2023 11:17 AM |
| SO0000080 | 1412 RYAN CHAPEL RD | 3/6/2023 | 3/10/2023 | Misc                | Miscellaneous   | Completed |         | Public Works        | 02-000459-00 | SDurham | 03/10/2023 03:03 PM |
| SO0000075 | 500 BOX FACTORY     | 3/3/2023 |           | Clean Up Week       | Miscellaneous   | Open      | GENERAL | Annual Cleanup Week | 03-001064-00 | MConcha | 03/03/2023 11:00 AM |
| SO0000076 | 1306 RYAN CHAPEL RD | 3/3/2023 | 3/3/2023  | Service Action      | Service Action  | Completed | WATER   | Public Works        | 02-000369-00 | ARomero | 03/03/2023 11:44 AM |
| SO0000057 | 1111 LAWRENCE       | 3/1/2023 | 3/3/2023  | Misc                | Miscellaneous   | Completed |         | Public Works        | 02-000237-00 | SDurham | 03/03/2023 12:14 PM |
| SO0000058 | 1605 N TEMPLE       | 3/1/2023 | 3/3/2023  | Water Repairs/Maint | Miscellaneous   | Completed | WATER   | Public Works        | 02-000554-01 | SDurham | 03/03/2023 12:05 PM |
| SO0000059 | 1605 N TEMPLE       | 3/1/2023 | 3/1/2023  | Water Repairs/Maint | Miscellaneous   | Completed | WATER   | Public Works        | 02-000554-01 | SDurham | 03/01/2023 03:27 PM |
| SO0000060 | 1413 GANDY          | 3/1/2023 | 3/10/2023 | Disconnect          | Disconnect      | Completed | WATER   | Public Works        | 02-000461-13 | SDurham | 03/10/2023 02:13 PM |
| SO0000065 | 1311 GLASS          | 3/1/2023 | 3/3/2023  | Occupant Change     | Occupant Change | Completed | WATER   | Public Works        | 02-000379-01 | SDurham | 03/03/2023 12:12 PM |
| SO0000066 | 609 EDDINS          | 3/1/2023 | 3/10/2023 | Misc                | Miscellaneous   | Completed |         | Public Works        | 02-001298-00 | SDurham | 03/10/2023 02:23 PM |
| SO0000067 | 1207 LYNN           | 3/1/2023 | 3/10/2023 | Water Repairs/Maint | Miscellaneous   | Completed | WATER   | Public Works        | 03-000306-00 | SDurham | 03/10/2023 02:32 PM |

# Work Order Report

2/14/2023 – 04/4/2023

|           |  |           |           |                |                |           |         |                     |              |          |                     |
|-----------|--|-----------|-----------|----------------|----------------|-----------|---------|---------------------|--------------|----------|---------------------|
| SO0000068 | 1207 LYNN                                | 3/1/2023  |           | Clean Up Week  | Miscellaneous  | Open      | GENERAL | Annual Cleanup Week | 03-000306-00 | SDurham  | 03/01/2023 02:37 PM |
| SO0000069 | 1123 PINECREST                           | 3/1/2023  |           | Clean Up Week  | Miscellaneous  | Open      | GENERAL | Annual Cleanup Week | 03-000265-00 | SDurham  | 03/01/2023 02:38 PM |
| SO0000070 | 714 ASHFORD                              | 3/1/2023  |           | Clean Up Week  | Miscellaneous  | Open      | GENERAL | Annual Cleanup Week | 01-001430-00 | SDurham  | 03/01/2023 02:38 PM |
| SO0000071 | 109 FRANKENS                             | 3/1/2023  |           | Clean Up Week  | Miscellaneous  | Open      | GENERAL | Annual Cleanup Week | 01-000177-18 | SDurham  | 03/01/2023 02:38 PM |
| SO0000072 | 1008 LYNN                                | 3/1/2023  |           | Clean Up Week  | Miscellaneous  | Open      | GENERAL | Annual Cleanup Week | 03-000051-08 | MConcha  | 03/01/2023 03:12 PM |
| SO0000032 | 101 ARRINGTON                            | 2/28/2023 | 2/28/2023 | Clean Up Week  | Miscellaneous  | Completed | GENERAL | Public Works        | 01-000057-02 | MConcha  | 02/28/2023 08:14 AM |
| SO0000033 | 300 N TEMPLE (POLICE STATION) meter JUDD | 2/28/2023 |           | Service Action | Service Action | Void      | WATER   | Public Works        | 99-000767-00 | sysadmin | 02/28/2023 08:17 AM |
| SO0000034 | 300 N TEMPLE (POLICE STATION) meter JUDD | 2/28/2023 |           | Misc           | Miscellaneous  | Void      | STREET  | Public Works        | 99-000767-00 | sysadmin | 02/28/2023 09:34 AM |
| SO0000035 | 300 N TEMPLE (POLICE STATION) meter JUDD | 2/28/2023 |           | Misc           | Miscellaneous  | Void      | GENERAL | Public Works        | 99-000767-00 | sysadmin | 02/28/2023 09:05 AM |
| SO0000036 | 300 N TEMPLE (POLICE STATION) meter JUDD | 2/28/2023 |           | Misc           | Miscellaneous  | Void      | GENERAL | Public Works        | 99-000767-00 | sysadmin | 02/28/2023 09:12 AM |

# Work Order Report

2/14/2023 – 04/4/2023

|           |  |           |           |      |               |           |            |              |              |          |                     |
|-----------|--|-----------|-----------|------|---------------|-----------|------------|--------------|--------------|----------|---------------------|
| SO0000037 | 300 N TEMPLE<br>(POLICE STATION)<br>meter JUDD | 2/28/2023 |           | Misc | Miscellaneous | Void      | STREET     | Public Works | 99-000767-00 | sysadmin | 02/28/2023 09:28 AM |
| SO0000038 | 300 N TEMPLE<br>(POLICE STATION)<br>meter JUDD | 2/28/2023 |           | Misc | Miscellaneous | Void      | WASTEWATER | Public Works | 99-000767-00 | sysadmin | 02/28/2023 09:49 AM |
| SO0000039 | 300 N TEMPLE<br>(POLICE STATION)<br>meter JUDD | 2/28/2023 | 2/28/2023 | Misc | Miscellaneous | Completed | WASTEWATER | Public Works | 99-000767-00 | sysadmin | 02/28/2023 10:55 AM |
| SO0000040 | 300 N TEMPLE<br>(POLICE STATION)<br>meter JUDD | 2/28/2023 |           | Misc | Miscellaneous | Void      |            | Public Works | 99-000767-00 | sysadmin | 02/28/2023 10:31 AM |
| SO0000041 | 300 N TEMPLE<br>(POLICE STATION)<br>meter JUDD | 2/28/2023 | 2/28/2023 | Misc | Miscellaneous | Completed |            | Public Works | 99-000767-00 | sysadmin | 02/28/2023 11:04 AM |
| SO0000042 | 300 N TEMPLE<br>(POLICE STATION)<br>meter JUDD | 2/28/2023 |           | Misc | Miscellaneous | Void      |            | Public Works | 99-000767-00 | sysadmin | 02/28/2023 12:16 PM |
| SO0000043 | 300 N TEMPLE<br>(POLICE STATION)<br>meter JUDD | 2/28/2023 | 2/28/2023 | Misc | Miscellaneous | Completed | WASTEWATER | Public Works | 99-000767-00 | JRichard | 02/28/2023 11:06 AM |
| SO0000044 | 300 N TEMPLE<br>(POLICE STATION)<br>meter JUDD | 2/28/2023 |           | Misc | Miscellaneous | Void      |            | Public Works | 99-000767-00 | sysadmin | 02/28/2023 12:16 PM |
| SO0000045 | 300 N TEMPLE<br>(POLICE STATION)<br>meter JUDD | 2/28/2023 |           | Misc | Miscellaneous | Void      |            | Public Works | 99-000767-00 | sysadmin | 02/28/2023 12:16 PM |

# Work Order Report

2/14/2023 – 04/4/2023

|           |  |           |           |               |               |           |            |              |              |          |                     |
|-----------|--|-----------|-----------|---------------|---------------|-----------|------------|--------------|--------------|----------|---------------------|
| SO0000046 | 300 N TEMPLE<br>(POLICE STATION)<br>meter JUDD | 2/28/2023 | 3/1/2023  | Misc          | Miscellaneous | Completed |            | Public Works | 99-000767-00 | JRichard | 03/01/2023 09:22 AM |
| SO0000047 | 300 N TEMPLE<br>(POLICE STATION)<br>meter JUDD | 2/28/2023 | 3/10/2023 | Misc          | Miscellaneous | Completed | WATER      | Public Works | 99-000767-00 | SDurham  | 03/10/2023 02:15 PM |
| SO0000049 | 109 FRANKENS                                   | 2/28/2023 | 2/28/2023 | Clean Up Week | Miscellaneous | Completed | GENERAL    | Public Works | 01-000177-18 | ARomero  | 02/28/2023 02:10 PM |
| SO0000050 | 704 PINWOOD                                    | 2/28/2023 | 2/28/2023 | Clean Up Week | Miscellaneous | Completed | GENERAL    | Public Works | 01-001367-05 | ARomero  | 02/28/2023 02:16 PM |
| SO0000051 | 101 FRANKENS                                   | 2/28/2023 |           | Misc          | Miscellaneous | Void      | WATER      | Public Works | 01-000063-01 | sysadmin | 02/28/2023 02:41 PM |
| SO0000052 | 106 HINES                                      | 2/28/2023 | 3/3/2023  | Disconnect    | Disconnect    | Completed | WATER      | Public Works | 02-000159-04 | SDurham  | 03/03/2023 12:10 PM |
| SO0000030 | 300 N TEMPLE<br>(POLICE STATION)<br>meter JUDD | 2/27/2023 | 2/27/2023 | Misc          | Miscellaneous | Completed | URGENT     | Public Works | 99-000767-00 | sysadmin | 02/27/2023 08:06 AM |
| SO0000031 | 300 N TEMPLE<br>(POLICE STATION)<br>meter JUDD | 2/27/2023 |           | Misc          | Miscellaneous | Void      | WASTEWATER | Public Works | 99-000767-00 | sysadmin | 02/28/2023 09:34 AM |
| SO0000029 | 100 E BORDEN                                   | 2/23/2023 | 2/23/2023 | Misc          | Miscellaneous | Completed | GENERAL    | Public Works | 02-000007-00 | ARomero  | 02/23/2023 05:00 PM |
| SO0000020 | 404 ARRINGTON                                  | 2/22/2023 | 2/22/2023 | Inactivate    | Inactivate    | Completed | WATER      | Public Works | 01-000981-05 | ARomero  | 02/22/2023 09:43 AM |
| SO0000012 | 100 C ST                                       | 2/22/2023 | 2/22/2023 | Inactivate    | Inactivate    | Completed | WATER      | Public Works | 05-000006-11 | ARomero  | 02/22/2023 08:34 AM |
| SO0000013 | 301 FULLER                                     | 2/22/2023 | 2/22/2023 | Inactivate    | Inactivate    | Completed | WATER      | Public Works | 01-000783-02 | ARomero  | 02/22/2023 08:35 AM |
| SO0000014 | 500 CARTER                                     | 2/22/2023 | 2/22/2023 | Inactivate    | Inactivate    | Completed | WATER      | Public Works | 01-001066-02 | ARomero  | 02/22/2023 08:36 AM |
| SO0000015 | 902 S MDWS                                     | 2/22/2023 | 2/22/2023 | Inactivate    | Inactivate    | Completed | WATER      | Public Works | 01-001607-07 | ARomero  | 02/22/2023 08:37 AM |
| SO0000009 | 1217 LYNN                                      | 2/21/2023 | 2/21/2023 | Inactivate    | Inactivate    | Completed | WATER      | Public Works | 03-000332-07 | ARomero  | 02/21/2023 03:22 PM |

# Work Order Report

2/14/2023 – 04/4/2023

|           |                    |           |           |                 |                 |           |       |              |              |          |                     |
|-----------|--------------------|-----------|-----------|-----------------|-----------------|-----------|-------|--------------|--------------|----------|---------------------|
| SO0000010 | 609 N NEAL PICKETT | 2/21/2023 | 2/21/2023 | Inactivate      | Inactivate      | Completed | WATER | Public Works | 05-001299-09 | ARomero  | 02/21/2023 03:24 PM |
| SO0000011 | 303 1/2 N HENDRICK | 2/21/2023 | 2/21/2023 | Inactivate      | Inactivate      | Completed | WATER | Public Works | 05-000807-05 | ARomero  | 02/21/2023 03:25 PM |
| SO0000024 | 716 ASHFORD        | 2/21/2023 | 2/23/2023 | Connect         | Connect         | Completed | WATER | Public Works | 01-001439-04 | ARomero  | 02/23/2023 09:45 AM |
| SO0000025 | 716 ASHFORD        | 2/21/2023 | 2/23/2023 | Service Action  | Service Action  | Completed | WATER | Public Works | 01-001439-04 | ARomero  | 02/23/2023 09:49 AM |
| SO0000026 | 105 PINE           | 2/21/2023 | 2/23/2023 | Occupant Change | Occupant Change | Completed | WATER | Public Works | 99-000153-01 | ARomero  | 02/23/2023 10:14 AM |
| SO0000053 | 210 N TEMPLE       | 2/21/2023 | 3/1/2023  | Disconnect      | Disconnect      | Completed | WATER | Public Works | 05-000694-08 | SDurham  | 03/03/2023 12:00 PM |
| SO0000023 | 301 FARRINGTON     | 2/17/2023 | 2/22/2023 | Connect         | Connect         | Completed | WATER | Public Works | 02-000782-09 | ARomero  | 02/22/2023 02:23 PM |
| SO0000063 | 618 S TEMPLE       | 2/16/2023 | 3/1/2023  | Connect         | Connect         | Completed | WATER | Public Works | 01-001321-03 | ARomero  | 03/01/2023 10:43 AM |
| SO0000132 | 305 N HENDRICK     | 2/15/2023 | 3/20/2023 | Disconnect      | Disconnect      | Completed | WATER | Public Works | 02-000849-07 | RRoberts | 03/20/2023 12:32 PM |
| SO0000022 | 1509 N TEMPLE      | 2/14/2023 | 2/22/2023 | Disconnect      | Disconnect      | Completed | WATER | Public Works | 02-000543-09 | ARomero  | 02/22/2023 10:34 AM |
| SO0000017 | 404 ARRINGTON      | 2/14/2023 | 2/22/2023 | Service Action  | Service Action  | Completed | WATER | Public Works |              | ARomero  | 02/22/2023 09:28 AM |
| SO0000019 | 404 ARRINGTON      | 2/14/2023 | 2/22/2023 | Service Action  | Service Action  | Completed | WATER | Public Works | 01-000981-04 | ARomero  | 02/22/2023 09:31 AM |
| SO0000005 | 601 DENNIS         | 1/15/2023 | 2/21/2023 | Service Action  | Service Action  | Completed | WATER | Public Works | 01-001207-00 |          | 02/21/2023 02:28 PM |
| SO0000006 | 1209 CYPRESS       | 1/15/2023 | 2/21/2023 | Service Action  | Service Action  | Completed | WATER | Public Works | 99-000310-00 | ARomero  | 02/21/2023 02:33 PM |
| SO0000007 | 308 PINE           | 1/15/2023 | 2/21/2023 | Service Action  | Service Action  | Completed | WATER | Public Works | 99-000877-00 | ARomero  | 02/21/2023 02:38 PM |

# **Code Compliance**

## **Monthly Report**

### **March 2023**

**Mail and Bank Deposit – Daily**

**New Construction –**

**Remodel – 406 Church**

**Planning and Zoning – Customer came in about putting Manufactured home on property gave him info on what to do. Midway Investments called about building a Mobile Home Park I let know what to do.**

**PNZ Letters Received –**

**911 Addressing –**

**Inspections – 300 Park replacing Siding. Outside City limits inspection for Oncor not required at Pine valley Road because company is outside city limits.**

**Fence Permit –**

**Carport Permit –**

**Storage Building Permit – 205 Rutland Street.**

**Electric Permit – 204 Thompson Street,**

**Weed and Grass Certified Letters – 209 Pine Street, 214 Beech Street,**

**Violation Certified Letters – 709 Cypress Street, 400 Rutland Street**

**Substandard Structure Certified Letters – 707 Persimmon Street, 406 Deveraux, 2381 Mockingbird Lane, 304 Box Factory.**

**Code Compliance – Got pictures and letters ready for upcoming meeting. N Temple Business called about selling snacks / food drinks.**

**Dog Complaints – Oak Hallow resident called about Pitbull's running around. Booker Street Resident called a Pitbull Running Lose. Birdsong resident called about a dog that keeps coming into his back yard. I found owners of 10 dogs on Wells Street gave Warnings to all owners. Ryan Chapel resident called about 4 dogs running loose I let**

**him know I would look into it. Resident called about an Abandoned dog at 200 Devereaux Street he looked bad took it to shelter. Few Neighbors complained about a dog running around going through trash. found dog and owners. I gave resident first and only warning. Resident on Booker Street called a Dog running around street going through trash. Found.... Ryan Chapel resident called about 4 dogs running loose. Found 3 dog owners and gave warning.**

**Stray Dog pick up – 2 Booker Street, 1 Box Factory, 2 Dogs South First Street,**

**Samantha Durham**  
*Director of Finance*



400 Kenley  
PO Box 340  
Diboll TX, 75941  
(936)829-4757  
Fax: (936)829-1179  
Email: sdurham@cityofdiboll.com

## **CITY OF DIBOLL**

### **Interoffice Memorandum**

**DATE:** April 11, 2023  
**TO:** Mayor and Council Members  
**THRU:** Jason Arnold  
City Manager  
**SUBJ:** Finance Department Reports

#### *FINANCE*

Including March 2023 Financials for you review.

#### *MUNICIPAL COURT*

Operations are good, nothing to report.

#### *PROJECT STATUS REPORT*

##### Incode 10 Software Conversion

The City of Diboll relies heavily on its IT Infrastructure in order to provide services to our community and maintain financial transparency. Our current system includes software packages from FAST, IWORQ, Paychex, Smartsheet, Blackboard, and USTI. Each system manages a separate component including Core Financials, Accounts Payable, Purchasing, Payroll, Time & Attendance, Employee Management, Utility Billing, Municipal Court, Permitting, Budgeting, Cemetery Management, Credit Card Processing, and Customer Engagement. The City of Diboll is in the process of converting all of these system components into an all-in-one ERP system, Incode 10 by Tyler Technologies.

##### Core Financials Component

Estimated Completion Date: January 2023

Status: 100% Complete

##### Accounts Payable Component

Estimated Completion Date: January 2023  
Status: 100% Complete

Purchasing Component  
Estimated Completion Date: January 2023  
Status: 100% Complete

Credit Card Processing Component  
Estimated Completion Date: April 2023  
Status: 50% Complete

Budget / Project Accounting Component  
Estimated Completion Date: February 2023  
Status: 100% Complete

Employee / Payroll Component  
Estimated Completion Date: February 2023  
Status: 100% Complete

Employee ESS & Time and Attendance  
Estimated Completion Date: May 2023  
Status: 50% Complete

Utility Billing Component  
Estimated Completion Date: March 2023  
Status: 100% Complete

Customer Engagement Component  
Estimated Completion Date: March 2023  
Status: 100% Complete

Municipal Court Component  
Estimated Completion Date: August 2023  
Status: 0% Complete

Permitting Component  
Estimated Completion Date: April 2023  
Status: 0% Complete

Cemetery Management Component  
Estimated Completion Date: April 2023  
Status: 0% Complete

Fond regards,

