

**NOTICE OF MEETING
OF THE
CITY OF DIBOLL CITY COUNCIL**

The City Council will meet in a regular session meeting in the City Hall Council Chambers, located at 400 Kenley, Diboll, Texas, on Tuesday, January 13, 2026 at 5:15p.m.

Call to Order

Invocation

Pledge of Allegiance

CITIZENS PRESENTATION: (Limited to 3 minutes)

This item provides the opportunity to address the City Council on any matter whether or not it is posted on the agenda. However, in accordance with the Texas Open Meetings Act, Section 551.041, the Council cannot discuss, deliberate, or take any action on matters not listed on the agenda. At this time, the Council will receive citizen comments, and if necessary, may refer the matter to City staff for research, resolution, or referral to Council on a future agenda.

Item #1: CONSENT AGENDA: All matters listed under Consent Agenda are considered to be routine by the City Council and will be enacted by one motion. There will not be separate discussion. If discussion is desired, that item will be removed from the consent agenda and will be considered separately. Consider approval of the following reports:

- a. Minutes from December 9, 2025, Regular Session Meeting
- b. Financial Statement for December 2025
- c. 12-Month Attendance Record for December 2025
- d. Investment Report for Quarter ending December 2025

Item #2: Mayor Trey Wilkerson to present the Oath and Statement of Officer to newly hired Police Officer.

Item #3: Consideration and possible action to approve Ordinance 2026-01-001, amending the fee schedule of the Code of Ordinances of the City of Diboll, Texas, to establish rates and fees for certain items, municipal court costs, services, and permits.

Item #4: DEPARTMENT HEAD REPORTS

- a. Fire Department Report
- b. Police Department Report
- c. Public Works Report
- d. Code Compliance Report
- e. Finance & Court Report
- f. City Manager Report

Item #5: The Diboll City Council will convene into a closed Executive Session, in accordance with Open Meetings Act, Chapter 551, Texas Government Code 551.074, for the purpose of

discussing annual evaluation, employment contract and compensation of City Manager, Jason Arnold.


Council will reconvene into open session following closed door session and possibly take action on matters discussed in Executive Session.

Item #6: Consideration and possible action on matters discussed in Executive Session pertaining to the annual evaluation, employment contract and compensation of City Manager, Jason Arnold.

Adjournment

Note: Mayor and Council Reports on Items of Community Interest- Pursuant to Texas Government Code Section 551.0415 the City Council may report on the following items (1) expression of thanks, congratulations, or condolences; (2) information about holiday schedules; (3) recognition of individuals; (4) reminders about upcoming City Council events; (5) information about community events; (6) announcements involving imminent threat to public health and safety.

I certify that this Notice of Meeting was posted in a glass-enclosed case in front of City Hall at 400 Kenley Street, Diboll, Texas, and available for viewing by the public prior to 5:15 p.m. on January 7, 2026, as well as at the City's website.



Rosa M. Olvera

Rosa M. Olvera - City Secretary

Posted: 01/07/2026



**MINUTES OF THE GOVERNING BODY OF THE CITY OF DIBOLL, TEXAS
REGULAR SESSION MEETING ON TUESDAY, DECEMBER 9, 2025, AT 5:15 P.M.,
IN THE DIBOLL CITY HALL CHAMBERS.**

COUNCIL PRESENT

Mayor Trey Wilkerson, Mayor Pro Tem Daniel Lopez, Councilmembers Schuyler Bacon, Luis Maldonado, Nora Munoz, and Ray Williams, Jr.

COUNCIL ABSENT

Councilmembers Luis Maldonado and Ruben Terrazas

STAFF PRESENT

City Manager Jason A. Arnold, City Secretary Rosa Olvera, Finance Director Sam Durham, and Assistant Chief of Police Jacob Hopper.

Call to Order: Mayor Trey Wilkerson called the meeting to order at 5:15p.m. and gave the invocation, then led the Pledge of Allegiance which was recited by those in attendance.

CITIZENS PRESENTATION: (Limited to 3 minutes)

This item provides the opportunity to address the City Council on any matter whether or not it is posted on the agenda. However, in accordance with the Texas Open Meetings Act, Section 551.041, the Council cannot discuss, deliberate, or take any action on matters not listed on the agenda. At this time, the Council will receive citizen comments, and if necessary, may refer the matter to City staff for research, resolution, or referral to Council on a future agenda.

Public Participation:

Debra Buster addressed Council regarding *The Diboll Post Newspaper*.

Karolyn Klaes addressed Council regarding *The Diboll Post Newspaper*.

Item #1: CONSENT AGENDA: All matters listed under Consent Agenda are considered to be routine by the City Council and will be enacted by one motion. There will not be separate discussion. If discussion is desired, that item will be removed from the consent agenda and will be considered separately. Consider approval of the following reports:

- a. Minutes from November 11, 2025, Regular Session Meeting
- b. Financial Statement for November 2025
- c. 12-Month Attendance Record for November 2025

Daniel Lopez made a motion to approve and Nora Munoz second.
All in Favor, none opposed, motion carries.

Item #2: Consideration and possible action to approve Ordinance 2025-12-001 for the second (2nd) amendment to the 2025-2026 Operating Budget.

Schuyler Bacon made a motion to approve and Nora Munoz second.
All in Favor, none opposed, motion carries.

Item #3: Consideration and possible action to approve Ordinance 2025-12-002 amending the Sign Ordinance to provide for digital billboards, adopt standards and definitions and amend fees; and providing an effective date.

Daniel Lopez made a motion to approve and Nora Munoz second.
All in Favor, none opposed, motion carries.

Item #4: Consideration and possible action to approve Resolution 2025-12-001 authorizing the filing of a grant application with DETCOG for a Regional Solid Waste Grants Program grant.

Ray Williams, Jr. made a motion to approve and Daniel Lopez second.
All in Favor, none opposed, motion carries.

Item #5: Consideration and possible action to approve Resolution 2025-12-002 establishing a Coin Payment Policy beginning February 1, 2026.

Daniel Lopez made a motion to approve and Ray Williams, Jr. second.
All in Favor, none opposed, motion carries.

Item #6: Consideration and possible action to approve a five-year Contract for Public Transit Services between the City of Diboll and Brazos Transit District (BTD)

Ray Williams, Jr. made a motion to approve and Schuyler Bacon second.
All in Favor, none opposed, motion carries.

Item #7: Linebarger Goggan Blair & Sampson, LLP (Linebarger Law Firm) presents City of Diboll delinquent fees & fines and tax collection report.

James Guest with Linebarger Law Firm gave an informational presentation regarding the reports.

Item #8: DEPARTMENT HEAD REPORTS

- a. Fire Department Report
- b. Police Department Report
- c. Public Works Report
- d. Code Compliance Report
- e. Finance & Court Report
- f. City Manager Report

Adjournment

Mayor Trey Wilkerson called to adjourn at 5:42p.m.

Minutes of the December 9, 2025 Regular Session Meeting approved by council on this the 13th day of January, 2026.

Trey Wilkerson, Mayor

ATTEST BY:

Rosa M. Olvera, City Secretary

STATE OF TEXAS §
ANGELINA COUNTY §
CITY OF DIBOLL §





City of Diboll

Financial Report Group Summary

For Fiscal: 2025-2026 Period Ending: 12/31/2025

Category	Original Total Budget	Current Total Budget	MTD Activity	YTD Activity	YTD Activity + Encumbrances	Budget Remaining
Fund: 01 - General Fund						
Revenue						
3100 - Charges for Service	7,500.00	7,500.00	500.00	3,000.00	3,000.00	4,500.00
3200 - Fines and Fees	547,800.00	547,800.00	40,364.64	126,686.40	126,686.40	421,113.60
3210 - Licenses & Permits	30,000.00	30,000.00	1,055.36	5,982.60	5,982.60	24,017.40
3500 - Franchise Tax	385,000.00	385,000.00	7,516.12	36,942.32	36,942.32	348,057.68
3550 - Property Tax	1,557,169.00	1,557,169.00	223,709.72	319,369.97	319,369.97	1,237,799.03
3700 - Sales Tax	930,710.00	930,710.00	69,444.21	241,456.64	241,456.64	689,253.36
3800 - Interest	20,000.00	20,000.00	1,504.68	4,737.60	4,737.60	15,262.40
3805 - Miscellaneous	2,491.00	-7,709.00	17,610.48	25,658.11	25,658.11	-33,367.11
3940 - Contributions & Grants	0.00	0.00	0.00	500.00	500.00	-500.00
Revenue Total:	3,480,670.00	3,470,470.00	361,705.21	764,333.64	764,333.64	2,706,136.36
Expense						
4000 - Insurance	75,830.00	75,830.00	0.00	73,302.33	73,302.33	2,527.67
4030 - Fines & Fees	950.00	950.00	0.00	0.00	0.00	950.00
4040 - Administrative	200,450.00	200,450.00	4,862.67	60,290.82	61,716.49	138,733.51
4080 - Capital Purchase	4.00	4.00	0.00	0.00	0.00	4.00
4100 - Contractual & Professional Services	234,870.00	234,870.00	17,232.59	95,628.74	95,628.74	139,241.26
4110 - Intergov't Contracts	199,400.00	199,400.00	10,396.12	13,896.12	118,056.36	81,343.64
4210 - Project Expense	21,283.00	31,233.00	8,004.56	27,267.06	27,267.06	3,965.94
4300 - Utility	142,080.00	142,080.00	9,600.61	32,054.06	32,054.06	110,025.94
4400 - Repairs & Maintenance	243,262.00	452,451.71	9,236.75	49,943.92	62,318.58	390,133.13
4460 - Materials & Supplies	140,798.00	140,798.00	8,720.73	35,624.82	42,424.79	98,373.21
4500 - Miscellaneous	5,500.00	5,500.00	2,238.45	2,901.75	2,901.75	2,598.25
4800 - Payroll Expense	2,573,116.00	2,573,116.00	193,404.88	747,452.31	747,452.31	1,825,663.69
4860 - Personnel	81,102.00	81,102.00	2,861.66	22,145.04	22,357.29	58,744.71
9999 - Transfers	-437,975.00	-442,051.71	-4,076.71	-4,076.71	-4,076.71	-437,975.00
Expense Total:	3,480,670.00	3,695,733.00	262,482.31	1,156,430.26	1,281,403.05	2,414,329.95
Fund: 01 - General Fund Surplus (Deficit):	0.00	-225,263.00	99,222.90	-392,096.62	-517,069.41	291,806.41

Financial Report

For Fiscal: 2025-2026 Period Ending: 12/31/2025

Category	Original Total Budget	Current Total Budget	MTD Activity	YTD Activity	YTD Activity + Encumbrances	Budget Remaining
Fund: 02 - Utility Fund						
Revenue						
3100 - Charges for Service	3,740,043.00	3,740,043.00	256,680.27	844,914.61	844,914.61	2,895,128.39
3130 - Penalties & Interest	30,000.00	30,000.00	914,469.90	2,501,792.52	2,501,792.52	-2,471,792.52
3800 - Interest	20,000.00	20,000.00	1,761.84	5,414.33	5,414.33	14,585.67
3805 - Miscellaneous	0.00	0.00	-680.06	1,955.82	1,955.82	-1,955.82
Revenue Total:	3,790,043.00	3,790,043.00	1,172,231.95	3,354,077.28	3,354,077.28	435,965.72
Expense						
4000 - Insurance	38,679.00	38,679.00	0.00	40,972.43	40,972.43	-2,293.43
4030 - Fines & Fees	2,500.00	2,500.00	194.04	1,073.29	1,073.29	1,426.71
4040 - Administrative	66,879.00	66,879.00	11.87	3,406.45	3,592.68	63,286.32
4080 - Capital Purchase	12,001.00	154,339.00	2,600.00	5,200.00	13,700.00	140,639.00
4100 - Contractual & Professional Services	1,020,053.00	1,020,053.00	74,864.04	234,683.61	236,503.61	783,549.39
4110 - Intergov't Contracts	4,000.00	4,000.00	203.17	227.97	227.97	3,772.03
4300 - Utility	151,500.00	151,500.00	13,675.48	39,480.89	39,480.89	112,019.11
4400 - Repairs & Maintenance	292,483.00	401,863.00	6,027.80	43,239.28	94,599.33	307,263.67
4460 - Materials & Supplies	247,999.00	247,999.00	18,085.54	56,555.44	64,834.50	183,164.50
4800 - Payroll Expense	659,657.00	659,657.00	54,355.13	204,664.29	204,664.29	454,992.71
4860 - Personnel	11,605.00	11,605.00	802.22	2,025.22	2,356.60	9,248.40
9999 - Transfers	1,282,687.00	1,282,687.00	0.00	0.00	0.00	1,282,687.00
Expense Total:	3,790,043.00	4,041,761.00	170,819.29	631,528.87	702,005.59	3,339,755.41
Fund: 02 - Utility Fund Surplus (Deficit):	0.00	-251,718.00	1,001,412.66	2,722,548.41	2,652,071.69	-2,903,789.69

Financial Report

For Fiscal: 2025-2026 Period Ending: 12/31/2025

Category	Original Total Budget	Current Total Budget	MTD Activity	YTD Activity	YTD Activity + Encumbrances	Budget Remaining
Fund: 03 - Recreation Fund						
Revenue						
3100 - Charges for Service	0.00	0.00	0.00	10.00	10.00	-10.00
3900 - Rentals & Leases	75,120.00	75,120.00	4,400.00	12,371.77	12,371.77	62,748.23
3960 - Donations	0.00	7,150.00	0.00	7,150.00	7,150.00	0.00
Revenue Total:	75,120.00	82,270.00	4,400.00	19,531.77	19,531.77	62,738.23
Expense						
4000 - Insurance	750.00	750.00	0.00	826.06	826.06	-76.06
4040 - Administrative	3,115.00	3,115.00	238.40	718.40	718.40	2,396.60
4080 - Capital Purchase	0.00	7,150.00	0.00	0.00	0.00	7,150.00
4100 - Contractual & Professional Services	1,450.00	1,450.00	274.00	662.00	662.00	788.00
4300 - Utility	65,520.00	65,520.00	3,706.25	12,803.57	12,803.57	52,716.43
4400 - Repairs & Maintenance	30,000.00	30,000.00	0.00	4,612.00	4,612.00	25,388.00
9999 - Transfers	-25,715.00	-25,715.00	0.00	0.00	0.00	-25,715.00
Expense Total:	75,120.00	82,270.00	4,218.65	19,622.03	19,622.03	62,647.97
Fund: 03 - Recreation Fund Surplus (Deficit):	0.00	0.00	181.35	-90.26	-90.26	90.26

Financial Report

For Fiscal: 2025-2026 Period Ending: 12/31/2025

Category	Original Total Budget	Current Total Budget	MTD Activity	YTD Activity	YTD Activity + Encumbrances	Budget Remaining
Fund: 05 - Special Revenue Fund						
Revenue						
3805 - Miscellaneous	0.00	2,015.85	0.00	0.00	0.00	2,015.85
Revenue Total:	0.00	2,015.85	0.00	0.00	0.00	2,015.85
Expense						
4010 - Grant Expense	123,191.54	335,838.38	6,037.00	92,071.47	138,464.95	197,373.43
4210 - Project Expense	1,850.38	1,150.76	0.00	0.00	1,000.00	150.76
9999 - Transfers	-125,041.92	-125,041.92	0.00	0.00	0.00	-125,041.92
Expense Total:	0.00	211,947.22	6,037.00	92,071.47	139,464.95	72,482.27
Fund: 05 - Special Revenue Fund Surplus (Deficit):	0.00	-209,931.37	-6,037.00	-92,071.47	-139,464.95	-70,466.42

Financial Report

For Fiscal: 2025-2026 Period Ending: 12/31/2025

Category	Original Total Budget	Current Total Budget	MTD Activity	YTD Activity	YTD Activity + Encumbrances	Budget Remaining
Fund: 06 - Hotel/Motel Tax Fund						
Revenue						
3400 - Hotel Motel Tax	14,000.00	14,000.00	0.00	0.00	0.00	14,000.00
Revenue Total:	14,000.00	14,000.00	0.00	0.00	0.00	14,000.00
Expense						
9999 - Transfers	14,000.00	14,000.00	0.00	0.00	0.00	14,000.00
Expense Total:	14,000.00	14,000.00	0.00	0.00	0.00	14,000.00
Fund: 06 - Hotel/Motel Tax Fund Surplus (Deficit):	0.00	0.00	0.00	0.00	0.00	0.00

Financial Report

For Fiscal: 2025-2026 Period Ending: 12/31/2025

Category	Original Total Budget	Current Total Budget	MTD Activity	YTD Activity	YTD Activity + Encumbrances	Budget Remaining
Fund: 07 - Seized Fund						
Revenue						
3800 - Interest	0.00	0.00	1.81	8.35	8.35	-8.35
Revenue Total:	0.00	0.00	1.81	8.35	8.35	-8.35
Expense						
9999 - Transfers	0.00	4,076.71	4,076.71	4,076.71	4,076.71	0.00
Expense Total:	0.00	4,076.71	4,076.71	4,076.71	4,076.71	0.00
Fund: 07 - Seized Fund Surplus (Deficit):	0.00	-4,076.71	-4,074.90	-4,068.36	-4,068.36	-8.35

Financial Report

For Fiscal: 2025-2026 Period Ending: 12/31/2025

Category	Original Total Budget	Current Total Budget	MTD Activity	YTD Activity	YTD Activity + Encumbrances	Budget Remaining
Fund: 08 - Diboll Day Fund						
Expense						
4040 - Administrative	1,500.00	1,500.00	0.00	0.00	0.00	1,500.00
4100 - Contractual & Professional Services	3,000.00	3,000.00	0.00	0.00	0.00	3,000.00
4460 - Materials & Supplies	700.00	700.00	0.00	0.00	0.00	700.00
4800 - Payroll Expense	2,000.00	2,000.00	0.00	0.00	0.00	2,000.00
9999 - Transfers	-7,200.00	-7,200.00	0.00	0.00	0.00	-7,200.00
Expense Total:	0.00	0.00	0.00	0.00	0.00	0.00
Fund: 08 - Diboll Day Fund Total:	0.00	0.00	0.00	0.00	0.00	0.00

Financial Report

For Fiscal: 2025-2026 Period Ending: 12/31/2025

Category	Original Total Budget	Current Total Budget	MTD Activity	YTD Activity	YTD Activity + Encumbrances	Budget Remaining
Fund: 09 - MC Security Fund						
Revenue						
3200 - Fines and Fees	9,180.00	9,180.00	1,207.26	3,815.56	3,815.56	5,364.44
Revenue Total:	9,180.00	9,180.00	1,207.26	3,815.56	3,815.56	5,364.44
Expense						
9999 - Transfers	9,180.00	9,180.00	0.00	0.00	0.00	9,180.00
Expense Total:	9,180.00	9,180.00	0.00	0.00	0.00	9,180.00
Fund: 09 - MC Security Fund Surplus (Deficit):	0.00	0.00	1,207.26	3,815.56	3,815.56	-3,815.56

Financial Report

For Fiscal: 2025-2026 Period Ending: 12/31/2025

Category	Original Total Budget	Current Total Budget	MTD Activity	YTD Activity	YTD Activity + Encumbrances	Budget Remaining
Fund: 10 - MC Tech Fund						
Revenue						
3200 - Fines and Fees	11,663.00	11,663.00	993.17	3,145.33	3,145.33	8,517.67
Revenue Total:	11,663.00	11,663.00	993.17	3,145.33	3,145.33	8,517.67
Expense						
4300 - Utility	11,663.00	11,663.00	0.00	9,264.50	9,264.50	2,398.50
Expense Total:	11,663.00	11,663.00	0.00	9,264.50	9,264.50	2,398.50
Fund: 10 - MC Tech Fund Surplus (Deficit):	0.00	0.00	993.17	-6,119.17	-6,119.17	6,119.17

Financial Report

For Fiscal: 2025-2026 Period Ending: 12/31/2025

Category	Original Total Budget	Current Total Budget	MTD Activity	YTD Activity	YTD Activity + Encumbrances	Budget Remaining
Fund: 12 - Red Light Fund						
Revenue						
3800 - Interest	0.00	0.00	42.13	124.98	124.98	-124.98
Revenue Total:	0.00	0.00	42.13	124.98	124.98	-124.98
Fund: 12 - Red Light Fund Total:	0.00	0.00	42.13	124.98	124.98	-124.98

Financial Report

For Fiscal: 2025-2026 Period Ending: 12/31/2025

Category	Original Total Budget	Current Total Budget	MTD Activity	YTD Activity	YTD Activity + Encumbrances	Budget Remaining
Fund: 13 - Debt Service Fund						
Revenue						
3550 - Property Tax	135,693.76	135,693.76	20,212.62	28,838.62	28,838.62	106,855.14
3800 - Interest	0.00	0.00	100.36	284.06	284.06	-284.06
Revenue Total:	135,693.76	135,693.76	20,312.98	29,122.68	29,122.68	106,571.08
Expense						
4015 - Bond Expense	604,333.26	604,333.26	0.00	0.00	0.00	604,333.26
4020 - Note Expense	405,387.32	405,387.32	0.00	0.00	0.00	405,387.32
4030 - Fines & Fees	950.00	950.00	0.00	0.00	0.00	950.00
9999 - Transfers	-874,976.82	-874,976.82	0.00	0.00	0.00	-874,976.82
Expense Total:	135,693.76	135,693.76	0.00	0.00	0.00	135,693.76
Fund: 13 - Debt Service Fund Surplus (Deficit):	0.00	0.00	20,312.98	29,122.68	29,122.68	-29,122.68

Financial Report

For Fiscal: 2025-2026 Period Ending: 12/31/2025

Category	Original Total Budget	Current Total Budget	MTD Activity	YTD Activity	YTD Activity + Encumbrances	Budget Remaining
Fund: 16 - MC Local Truancy Prevention & Diversion Fund						
Revenue						
3200 - Fines and Fees	0.00	0.00	1,219.62	3,841.48	3,841.48	-3,841.48
Revenue Total:	0.00	0.00	1,219.62	3,841.48	3,841.48	-3,841.48
Fund: 16 - MC Local Truancy Prevention & Diversion Fund Total:	0.00	0.00	1,219.62	3,841.48	3,841.48	-3,841.48

Financial Report

For Fiscal: 2025-2026 Period Ending: 12/31/2025

Category	Original Total Budget	Current Total Budget	MTD Activity	YTD Activity	YTD Activity + Encumbrances	Budget Remaining
Fund: 17 - MC Municipal Jury Fund						
Revenue						
3200 - Fines and Fees	360.00	360.00	24.33	76.43	76.43	283.57
Revenue Total:	360.00	360.00	24.33	76.43	76.43	283.57
Expense						
4100 - Contractual & Professional Services	360.00	360.00	0.00	0.00	0.00	360.00
Expense Total:	360.00	360.00	0.00	0.00	0.00	360.00
Fund: 17 - MC Municipal Jury Fund Surplus (Deficit):	0.00	0.00	24.33	76.43	76.43	-76.43

Financial Report

For Fiscal: 2025-2026 Period Ending: 12/31/2025

Category	Original Total Budget	Current Total Budget	MTD Activity	YTD Activity	YTD Activity + Encumbrances	Budget Remaining
Fund: 18 - Keep Diboll Beautiful Fund						
Revenue						
3960 - Donations	0.00	0.00	48.34	126.87	126.87	-126.87
Revenue Total:	0.00	0.00	48.34	126.87	126.87	-126.87
Expense						
4210 - Project Expense	0.00	1,672.04	0.00	0.00	0.00	1,672.04
Expense Total:	0.00	1,672.04	0.00	0.00	0.00	1,672.04
Fund: 18 - Keep Diboll Beautiful Fund Surplus (Deficit):	0.00	-1,672.04	48.34	126.87	126.87	-1,798.91

Financial Report

For Fiscal: 2025-2026 Period Ending: 12/31/2025

Category	Original Total Budget	Current Total Budget	MTD Activity	YTD Activity	YTD Activity + Encumbrances	Budget Remaining
Fund: 19 - Street Project Fund						
Revenue						
3800 - Interest	0.00	0.00	126.20	374.32	374.32	-374.32
Revenue Total:	0.00	0.00	126.20	374.32	374.32	-374.32
Fund: 19 - Street Project Fund Total:	0.00	0.00	126.20	374.32	374.32	-374.32

Financial Report

For Fiscal: 2025-2026 Period Ending: 12/31/2025

Category	Original Total Budget	Current Total Budget	MTD Activity	YTD Activity	YTD Activity + Encumbrances	Budget Remaining
Fund: 20 - ARPA Fund						
Revenue						
3800 - Interest	0.00	0.00	55.00	200.90	200.90	-200.90
Revenue Total:	0.00	0.00	55.00	200.90	200.90	-200.90
Expense						
4210 - Project Expense	0.00	0.00	-270.00	44,853.95	44,853.95	-44,853.95
Expense Total:	0.00	0.00	-270.00	44,853.95	44,853.95	-44,853.95
Fund: 20 - ARPA Fund Surplus (Deficit):	0.00	0.00	325.00	-44,653.05	-44,653.05	44,653.05
Total Surplus (Deficit):	0.00	-692,661.12	1,115,004.04	2,220,931.80	1,978,088.81	

Fund Summary

Fund	Original Total Budget	Current Total Budget	MTD Activity	YTD Activity	YTD Activity + Encumbrances	Budget Remaining
01 - General Fund	0.00	-225,263.00	99,222.90	-392,096.62	-517,069.41	291,806.41
02 - Utility Fund	0.00	-251,718.00	1,001,412.66	2,722,548.41	2,652,071.69	-2,903,789.69
03 - Recreation Fund	0.00	0.00	181.35	-90.26	-90.26	90.26
05 - Special Revenue Fund	0.00	-209,931.37	-6,037.00	-92,071.47	-139,464.95	-70,466.42
06 - Hotel/Motel Tax Fund	0.00	0.00	0.00	0.00	0.00	0.00
07 - Seized Fund	0.00	-4,076.71	-4,074.90	-4,068.36	-4,068.36	-8.35
08 - Diboll Day Fund	0.00	0.00	0.00	0.00	0.00	0.00
09 - MC Security Fund	0.00	0.00	1,207.26	3,815.56	3,815.56	-3,815.56
10 - MC Tech Fund	0.00	0.00	993.17	-6,119.17	-6,119.17	6,119.17
12 - Red Light Fund	0.00	0.00	42.13	124.98	124.98	-124.98
13 - Debt Service Fund	0.00	0.00	20,312.98	29,122.68	29,122.68	-29,122.68
16 - MC Local Truancy Preven..	0.00	0.00	1,219.62	3,841.48	3,841.48	-3,841.48
17 - MC Municipal Jury Fund	0.00	0.00	24.33	76.43	76.43	-76.43
18 - Keep Diboll Beautiful Fu...	0.00	-1,672.04	48.34	126.87	126.87	-1,798.91
19 - Street Project Fund	0.00	0.00	126.20	374.32	374.32	-374.32
20 - ARPA Fund	0.00	0.00	325.00	-44,653.05	-44,653.05	44,653.05
Total Surplus (Deficit):	0.00	-692,661.12	1,115,004.04	2,220,931.80	1,978,088.81	

DIBOLL CITY COUNCIL 12-MONTH ATTENDANCE RECORD

Council Member	1/14/2025	2/11/2025	3/11/2025	4/8/2025	5/13/2025	6/10/2025	7/8/2025	7/8/20252
Schuyler Bacon	0	0	0	0	0	0	0	0
Luis Maldonado	0	0	0	0	0	0	0	0
Nora Munoz	0	0	0	0	0	1	0	0
Daniel Lopez	0	0	0	0	0	0	0	0
Ruben Terrazas	0	0	0	0	0	0	1	1
Ray Williams, Jr.	0	0	0	0	0	0	0	0
Trey Wilkerson	0	0	0	0	0	0	0	0
Total Absences	0	0	0	0	0	1	1	1

Council Member	8/12/2025	9/9/2025	9/16/2025	10/14/2025	11/11/2025	12/9/2025	TOTAL TO-DATE
Schuyler Bacon	0	0	0	0	1	0	1
Luis Maldonado	0	0	0	0	0	1	1
Nora Munoz	0	0	0	1	0	0	2
Daniel Lopez	0	0	0	1	0	0	1
Ruben Terrazas	0	0	0	0	0	1	3
Ray Williams, Jr.	0	0	0	0	1	0	1
Trey Wilkerson	0	0	0	0	0	0	0
Total Absences	0	0	0	2	2	2	9



Rosa M. Olvera
Rosa M. Olvera - City Secretary



Investment Report for the Quarter Ending December 31, 2025

INVESTMENT STRATEGY: The City intends to pursue a passive portfolio management philosophy. While the financial market will be monitored by investment officials and the City will purchase investments based on the parameters for liquidity and based on market conditions, investment officials do not intend to actively sell investments. Market and credit risk shall be minimized by diversification by investment instrument, by financial institution, and by maturity scheduling.

This report is in compliance with the Act, Chapter 2256 of the Local Government Code and the City of Diboll Investment Policy and Strategies

Sam Puetzham

Respectfully Submitted: _____

Dated: 01/07/2026

**City of Diboll
Endowment Investment Detail
through 12/30/2025**

Money Market/Pooled Investments				
	Rate	Balance	Type	Description
Southside Trust Money Market - Investment Custody*****541	3.7200%	23,888.87	Restricted	General Fund - Endowments
Total Pool and Money Market		23,888.87		

Endowment Investments								
<i>Principal may never be spent. Interest is used to fund operations of civic center, library, park and cemeteries.</i>								
Issuer	Purchase Date	Maturity Dates	Rate	Life (days)	Par Value	FMV	Previous Qtr FMV	Change in Mkt from last Qtr
US Treasury Bond	4/30/2021	4/30/2026	0.75%	113	170,000	168,441.10	167,021.60	1,419.50
Austin Telco Federal Credit Union	2/15/2023	2/26/2027	4.75%	415	100,000	101,271.00	101,381.00	(110.00)
US Treasury Bond	5/14/2025	4/30/2030	3.50%	1574	250,000	248,192.50	247,597.50	595.00
US Treasury Bond	2/12/2025	7/31/2029	2.63%	1301	250,000	241,777.50	240,605.00	1,172.50
Total Endowment Investments					770,000.00	759,682.10	756,605.10	3,077.00

Purchases / Redemptions				
Issuer	Purchase Date	Redemption Date	Rate	Purchases/Redemptions
Due From (+)/To(-)		Description		
		Southside Trust Money Market - Library		
		Southside Trust Money Market - Library (Annual Interest 2025-2026)		
		Total Due to Library EOFY 2026		
		Southside Trust Money Market - City of Diboll*****550		
		Southside Trust Money Market - City of Diboll *****550 (Annual Interest 2025-2026)		
		Total Due to City Investment Fund EOFY 2025		
Transfer From (+)/To(-)		Description		Transfer Amount

SSB Trust Endowment Returns			Current Period	YTD	NOTES
	Endow Amt (in \$1,000)	%	10/1/2025 thru 12/31/2025	10/1/25 thru 9/30/2026	10/1/24 thru 9/30/2025
Civic Center	100	14%	920.15	920.15	Transfer to City
Forest haven	50	7%	460.07	460.07	Transfer to City
Library	100	14%	920.15	920.15	Transfer to Library
Park	20	3%	184.03	184.03	Transfer to City
Temple	425	61%	3,910.62	3,910.62	Transfer to City
Total			6,395.02	6,395.02	
Total Fees			253.55	253.55	
Total Dividends/Interest			6,395.02	6,395.02	

Year to Date Interest Earnings*		
<i>* Interest is reflected net of bank service fees</i>		
Endowment - Due to Library	14-01-3803	920.15
Endowment - General Fund	14-01-3803	4,370.69
Endowment - Park	14-06-3803	184.03
Endowment - Civic Center	14-11-3803	920.15
Total interest earned		6,395.02

TOTAL ENDOWMENT INVESTMENTS	
	Balance
CASH EQUIVILENTS	23,888.87
FIXED INCOME SECURITIES	770,000.00
TOTAL ENDOWMENT INVESTMENTS	793,888.87

**City of Diboll
City Investment Detail
through 12/31/2025**

Money Market/Pooled Investments				
	Rate	Balance	Type	Description
Southside Trust Money Market - City of Diboll *****550	3.7200%	118,730.17	Unrestricted	General Fund
Commercial Bank	1.3500%	272,600.59	Unrestricted	General Fund
Texpool Contingency Account	3.8270%	210,526.29	Unrestricted	General Fund
Texpool Meter Deposit Account	3.8270%	211,697.76	Restricted	Water and Sewer Fund - Meter Deposits
Texas FIT	3.7200%	118,802.00	Unrestricted	Water and Sewer Fund
Logic Contingency Account	3.9519%	208,386.01	Unrestricted	Water and Sewer Fund
Bank OZK	3.6000%	371,662.81	Restricted	General Fund - PSI Projects
BOK Financial	3.4800%	4,185,510.56	Restricted	Utility Fund - TWDB Loan Proceeds
Total Pool and Money Market		5,697,916.19		

Investments								
Issuer	Purchase Date	Maturity Dates	Rate	Life (days)	Par Value	FMV	Previous Qtr FMV	Change in Mkt from last Qtr
Morgan Stanley	8/21/2024	8/21/2028	3.85%	957	100,000.00	100,200.00	100,500.00	(300.00)
Total Endowment Investments					100,000.00	100,200.00		(300.00)

Purchases / Redemptions					
Issuer	Purchase Date	Redemption Date	Rate	Par Value	Purchases/Redemptions
Due From (+)/To(-)					
					Description
				90,057.20	Southside Trust Money Market - Investment Custody
				5,474.87	Southside Trust Money Market - City of Diboll (Annual Interest 2025-2026)
				95,532.07	Total Due from Endowment Investment Fund EOFY 2026
Transfer From (+)/To(-)					
					Description
					Transfer Date
					Transfer Amount

Year to Date Interest Earnings*		
* Interest is reflected net of bank service fees		
General Fund	01-01-3800	4,737.60
Utility Fund	02-09-3800	5,414.33
Utility Fund - Investments	02-09-3803	1,112.46
Seized Fund	07-03-3800	8.35
Red Light Fund	12-01-3800	124.98
Debt Service Fund	13-01-3800	284.06
Street Project Fund	19-07-3800	374.32
ARP Fund	20-01-3800	200.90
Total interest earned		12,257.00

SSB Trust Returns		YTD
		10/1/25 thru 09/30/2026
Total		1,112.46
Total Fees		71.00
Total Dividends/Interest		1,183.46

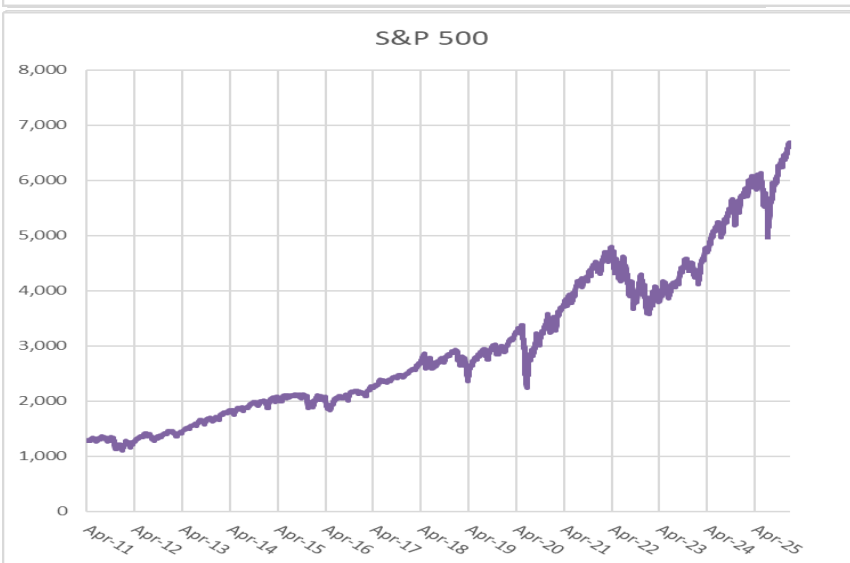
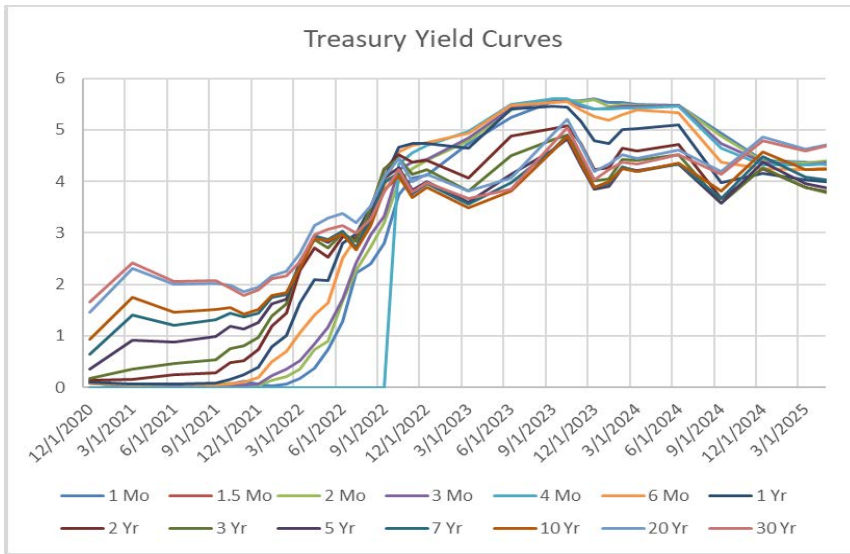
TOTAL INVESTMENTS		Balance
CASH EQUIVILENTS (Committed)		4,557,173.37
CASH EQUIVILENTS (Not Committed)		1,140,742.82
FIXED INCOME SECURITIES (Not Committed)		100,000.00
TOTAL INVESTMENTS (Committed)		4,557,173.37

**City of Diboll
Cash Detail
through 12/31/2025**

Cash Balances				\$	1,363,446.32
<i>Restricted funds may only be used for the items described, Consolidated Cash Report</i>					
Account Name	Fund Description	Balance	Type	Description	
Consolidated Cash	General	716,967.32	Unrestricted	General Fund Operations	
Consolidated Cash	Utility	199,133.59	Unrestricted	Water and Sewer Fund Operations	
Consolidated Cash	Recreation	77,639.52	Unrestricted	Recreation Fun Operations	
Consolidated Cash	Equipment	356.27	Unrestricted	Funds from sale of equipment	
Consolidated Cash	Restricted	238,548.92	Restricted	Donated funds for specific projects	
Consolidated Cash	Hotel/Motel	25,436.63	Restricted	Hotel taxes are deposited in this account	
Consolidated Cash	Diboll Day	(3,191.47)	Restricted	Funds to be used for Bi-Annual Diboll Day Support	
Consolidated Cash	Municipal Court Security	57,689.73	Restricted	Funds to be used to enhance the security of the court	
Consolidated Cash	Municipal Court Technology	17,851.83	Restricted	Funds to be used to enhance the technology of the court	
Consolidated Cash	Debt Service	(457,917.35)	Restricted	Property taxes designated for the payment of debt are deposited in this account	
Consolidated Cash	Retricted Project Fund	97,458.90	Restricted	Funds retricted to be used for Council Approved Projects	
Consolidated Cash	MC Local Trueancy Prevention	58,485.06	Restricted	Funds to be used to finance a juvenile case manager	
Consolidated Cash	MC Municipal Jury Fund	766.54	Restricted	Funds to be used for jury services	
Consolidated Cash	Keep Diboll Beautiful	1,798.91	Restricted	Funds to be used for beautification of Diboll	
Total Consolidated Cash		1,031,024.40			
Operations	General Fund	505.01	Unrestricted	Funds to be used for the purpose of accounts payable processing	
PEG	PEG Fund	57,602.51	Restricted	Fees received from cable franchise for use in public television capital projects	
Pending Seizure	Seized Fund	1,737.95	Restricted	Funds siezed from drug arrests but not yet awarded to the City are deposited in this account	
Seized Funds	Seized Fund	1,955.24	Restricted	Funds siezed from drug arrests are deposited in this account	
Debt Service	Water and Sewer Fund	197,725.50	Restricted	Restricted to the payment of Debt Service	
ARP	General Fund	89,626.39	Restricted	American Rescue Plan Grant Proceeds - restricted to approved projects	
SIB	General Fund	228,719.08	Restricted	State Infrastructure Bank Loan proceeds - For the Contruction of Road	
Red Light Revenue	General Fund	76,368.58	Restricted	Red Light Cameras no longer producing revenue, partial balance to fund pending litigation	
Total Other Cash		654,240.26			
Total Cash Balances		\$ 1,685,264.66			

Accounts Closed		
<i>Bank</i>	<i>Description</i>	<i>Notes</i>
None		
Accounts Opened		
<i>Bank</i>	<i>Description</i>	<i>Notes</i>
None		

**City of Diboll
Market Detail
through 12/31/2025**



Submit to:
Custodian of election records

Filing Fee: None



OATH OF OFFICE

IN THE NAME AND BY THE AUTHORITY OF THE STATE OF TEXAS,
I, Blake A. Dougharty, do solemnly swear (or affirm), that I will faithfully
execute the duties of the office of Police Officer for the City of Diboll of
the State of Texas, and will to the best of my ability preserve, protect, and defend the Constitution and laws
of the United States and of this State, so help me God.

Signature of Officer

Certification of Person Authorized to Administer Oath

State of Texas)
County of Angelina)

Sworn to and subscribed before me on this 13th day of January, 2026.

(seal)

Signature of Notary Public or
Signature of Other Person Authorized to Administer An
Oath

Trey Wilkerson

Printed or Typed Name



CITY OF DIBOLL
APPENDIX A
FEE SCHEDULE

UTILITY RATES AND FEE SCHEDULE

Sewer System

Residential	
Minimum charge (includes first two thousand (2,000) gallons	\$21.96
All over two thousand (2,000) gallons	\$5.94/kgal
Commercial	
Minimum charge (includes first two thousand (2,000) gallons	\$29.63
All over two thousand (2,000) gallons	\$7.90/kgal

The rates charged for sewer delivered to nonresidents of the city shall be double the above.

Waterworks System

Residential	
Minimum charge (includes first two thousand (2,000) gallons	\$29.98
Next three thousand (3,000) gallons (2,001 to 5,000)	\$5.92/kgal
Next five thousand (5,000) gallons (5,001 to 10,000)	\$6.50/kgal
Next ten thousand (10,000) gallons (10,001 to 20,000)	\$7.16/kgal
All over twenty thousand (20,000) gallons	\$7.88/kgal
Commercial	
Minimum charge (includes first two thousand (2,000) gallons	\$40.47
Next eighteen thousand (18,000) gallons (2,001 to 20,000)	\$7.76/kgal
Next eighty thousand (80,000) gallons (20,001 to 100,000)	\$8.79/kgal
All over one hundred thousand (100,000) gallons	\$9.66/kgal

The rates charged for water delivered to nonresidents of the city shall be double the above.

Turn On / Turn off / Courtesy Call	\$15.00
Water Deposit	
Owner	\$125.00
Renter	\$175.00
New Service Connection Fee	\$25.00

Transfer Fee		\$25.00
Late Charge, if paid after 10 th	10% of total amount due, Min \$10.00	
Disconnection Processing Fee		\$50.00
Sewer Tap Location Fee		\$50.00
Meter Testing Fee		\$25.00
Plug Meter Charge		\$50.00
Pulled Meter Charge	Actual Cost Plus Time & Materials	
Meter Repair	Actual Cost Plus Time & Materials	

Sewer Taps

4" Sewer Tap		\$410.00
6" Sewer Tap		\$430.00
Sewer Tap > 6"	Actual Cost Plus Time & Materials	

Water Taps

¾" Water Tap w/ Meter		\$920
1" Water Tap w/ Meter		\$1165
1.5" Water Tap w/ Meter		\$2075
2" Water Tap w/ Meter		\$2540
Water Tap > 2" w/ Meter	Actual Cost Plus Time & Materials	

Water Meter Only

¾" Water Meter		\$550
1" Water Meter		\$600
1.5" Water Meter		\$1050
2" Water Meter		\$1200
Water Meter > 2"	Actual Cost Plus Time & Materials	

Wholesale Water (per 1,000 gallon)		\$3.47/kgal
Fire Hydrant Meter Deposit		\$1000.00
Fire Hydrant Meter Monthly Rental Fee		\$100.00
Fire Hydrant Water Usage (per 1,000 gallons)		\$9.31

Solid Waste

Residential Rate		\$18.63
------------------	--	---------

Commercial Rate

<u>Size</u>	<u>Freq/Week</u>	<u>Rate</u>
2 yd	1	\$120.63
2 yd	2	\$216.68
2 yd	3	\$235.27
2 yd	4	\$275.23
2 yd	5	\$322.08
3 yd	1	\$135.28
3 yd	2	\$228.97
3 yd	3	\$279.62
3 yd	4	\$326.70

3 yd	5	\$400.44
4 yd	1	\$165.13
4 yd	2	\$249.47
4 yd	3	\$316.11
4 yd	4	\$424.81
4 yd	5	\$545.40
6 yd	1	\$175.68
6 yd	2	\$313.90
6 yd	3	\$433.95
6 yd	4	\$571.56
6 yd	5	\$688.69
8 yd	1	\$249.47
8 yd	2	\$368.06
8 yd	3	\$534.37
8 yd	4	\$677.31
8 yd	5	\$805.20
Hand Account		\$25.85
Cart Fee		\$2.20

Roll-Offs

<u>Open Top</u>	<u>Rate</u>
20 yd	\$601.91
30 yd	\$719.85
40 yd	\$837.82
42 yd	\$900.66
<u>Compactor</u>	<u>Rate</u>
36 yd	\$800.60
40 yd	\$847.79
42 yd	\$911.15
<u>Open Top; no landfill</u>	<u>Rate</u>
20 yd	\$398.72
30 yd	\$415.05
40 yd	\$431.39
42 yd	\$473.92
<u>Compactor; no landfill</u>	<u>Rate</u>
36 yd	\$426.94
40 yd	\$432.59
42 yd	\$475.15

BUILDING AND DEVELOPMENT FEE SCHEDULE

Residential – New Single Family and Duplex Construction

Building	\$50.00 base fee plus \$0.40 per sq. ft. conditioned space
Mechanical	\$50.00 base fee plus \$0.05 per sq. ft. conditioned space
Electrical	\$50.00 base fee plus \$0.05 per sq. ft. conditioned space
Plumbing	\$50.00 base fee plus \$0.05 per sq. ft. conditioned space
Roofing	\$50.00 base fee plus \$1.25 per square

Residential – Remodeling, Alterations, Additions, and Repairs*

Building	\$50.00 base fee plus \$0.25 per sq. ft.
Mechanical	\$50.00 base fee plus \$0.05 per sq. ft.
Electrical	\$50.00 base fee plus \$0.05 per sq. ft.
Plumbing	\$50.00 base fee plus \$0.05 per sq. ft.
Roofing	\$50.00 base fee plus \$1.25 per square

*sq. ft. based on space subject to the remodel, alteration, addition, or repairs.

Commercial – New Construction /Apartments

Building	\$350.00 base fee plus \$0.45 per sq. ft.
Shell Building	\$350.00 base fee plus \$0.30 per sq. ft.
Interior Finish Out	\$150.00 base fee plus \$0.15 per sq. ft.
Mechanical	\$100.00 base fee plus \$0.05 per sq. ft.
Electrical	\$100.00 base fee plus \$0.05 per sq. ft.
Plumbing	\$100.00 base fee plus \$0.05 per sq. ft.
Roofing	\$100.00 base fee plus \$1.25 per square

Commercial – Remodeling, Alterations, Additions, and Repairs*

Building	\$50.00 base fee plus \$0.40 per sq. ft.
Mechanical	\$50.00 base fee plus \$0.05 per sq. ft.
Electrical	\$50.00 base fee plus \$0.05 per sq. ft.
Plumbing	\$50.00 base fee plus \$0.05 per sq. ft.
Roofing	\$50.00 base fee plus \$1.25 per square

*sq. ft. based on space subject to the remodel, alteration, addition, or repairs.

Other Permits & Fees

Certificate of Occupancy (per Unit)	\$50.00
Vendor Permit	\$5.00 / Day or \$100 / Year
Signage Review Permit	\$50.00
Signage Permit*	
*Based on Total Valuation	
\$1,000 and Less	\$50.00
\$1,001 to \$50,000	\$50.00 for the first \$1,000.00 plus \$3.00 for each additional thousand or fraction thereof, to and including \$50,000.00
\$50,001 to \$100,000	\$150.00 for the first \$50,000.00 plus \$2.00 for each additional thousand or fraction thereof, to and including \$100,000.00.
\$100,001 to \$500,000	\$300.00 for the first \$100,000.00 plus \$1.00 for each additional thousand or fraction thereof, to and including \$500,000.00
\$500,001 and up	\$1,000.00 for the first \$500,000.00 plus \$1.00 for each additional thousand or fraction thereof.
Billboard Permit	\$1,000.00 per Sign
Billboard Annual Inspection Fee	\$200.00 / Year
Demolition Fee	\$100.00
Storage Building, Carport, Shed	\$50.00
Fence Permit	\$40.00

Swimming Pool*		\$200.00
*Does not include fees for patio or outdoor kitchen		
Permanent Electrical Service Connection		\$50.00
Temporary Electric Pole		\$50.00
Concrete Slab		\$50.00
Driveway		\$50.00
False Alarm Fee*		\$500.00
*Response to alarm site if the city representatives have to secure the premises		
Construction Plan Review Fee		
Residential	Actual Cost Plus Time & Materials	
Commercial	Actual Cost Plus Time & Materials	
Plumbing Inspection Fee – Outside City Limits		\$50.00
Inspection Fee Base		\$50.00
Inspection After Normal Business Hours		\$50.00
Re-inspection Fee		\$35.00
Any Fee Not Listed		\$50.00
Customer Service Inspection		
Residential New Construction		\$75.00
Residential Remodeling, Alterations, Additions & Repairs*		\$125.00 / Hr
* Plus Test Kit Fee, Price Varies without Notice		
Commercial		\$125.00 / Hr
Building Permit Violation Penalty Fee*		\$200.00 / Day
*Where work for which a permit is required by code is started or proceeded prior to obtaining said permit. The payment of such penalty shall not relieve any persons from fully complying with the code requirements in the execution of the work nor from any other penalties prescribed herein.		
Copies (8.5 x 11)		25¢ / sheet
Filing Fees		Actual Cost
Curb Cuts	Actual Cost Plus Time & Materials	
Street Cuts	Actual Cost Plus Time & Materials	
Water / Sewage Cuts	Actual Cost Plus Time & Materials	

PLANNING AND ZONING FEE SCHEDULE

Plats		\$250.00
Minor Plats	Preliminary & Final	\$250.00
Re-Plats	Preliminary & Final	\$250.00
Amended Plats	Preliminary & Final	\$250.00
Vacated Plats	Preliminary & Final	
	Less than 10 Acres	\$100.00
	10 to 50 Acres	\$150.00
	Over 50 Acres	\$200.00
Major Plats	Preliminary	
	Less than 10 Acres	\$300.00
	10 to 50 Acres	\$400.00
	Over 50 Acres	\$500.00
Major Plats	Final	
	Less than 10 Acres	\$300.00

	10 to 50 Acres	\$400.00
	Over 50 Acres	\$500.00
Application Fees		
	Rezoning	\$200.00
	Variance	\$200.00
	Specific Use Permit	\$200.00
	Adult Oriented Business	\$500.00
Document Fees		
	Comprehensive Plan Zoning Ordinance	Actual Cost
	Engineering	Actual Cost

CEMETERY FEE SCHEDULE

Plot – Adult	\$500.00
Plot – Infant	\$250.00

PARKS & RECREATION FEE SCHEDULE

Athletic Field

Field Permit*	\$15.00 / Player
*Teams charged per player that did not register to play in a Diboll Youth Baseball / Softball League the preceding season	
Park Lights	\$10.00 / Hour
Trash Service	\$35.00 / Hour
Field Permit Violation	\$250.00
Vendor Trailer Space	\$25.00 per Month

ADMINISTRATIVE FEE SCHEDULE

Notary	\$5.00
NSF Returned Check	\$35.00

ANIMAL CONTROL FEE SCHEDULE

Impoundment Fee – First Offense	\$140.00
Impoundment Fee	\$190.00
Surrender Fee	\$190.00
Animal at Large	\$250.00
Animal at Large 2 nd Offense	\$500.00

CODE ENFORCEMENT FEE SCHEDULE

Violation of Ordinance – General Penalty	Up to \$500.00
Violation of Ordinance – Failure to Obtain Permit	\$200.00 / Day
Violation of Ordinance – High Grass & Weeds	Actual Cost Plus \$200.00 / Day
Violation of Ordinance – Illegally Parked or Inoperable Vehicle	\$200.00 / Day
Violation of Ordinance – Trash & Debris	\$200.00 / Day
Violation of Ordinance – Littering	\$200.00

Violation of Ordinance – Prohibited Fireworks Sale or Discharge	\$200.00 / Day
Violation of Ordinance – Curfew	\$200.00
Violation of Ordinance – No Thru Traffic / No Truck Route	\$200.00
Violation of Ordinance – Loitering	\$200.00
Violation of Ordinance – Trespassing	\$500.00
Violation of Ordinance – Park Regulations	\$500.00
Violation of Ordinance – Urinating in Public Place	\$500.00
Violation of Ordinance – Discharge Firearm	\$500.00
Violation of Ordinance – Burn Ban	\$500.00
Violation of Ordinance – Child Safety Zone Violation	\$500.00 / Day

MUNICIPAL COURT VIOLATION FEE SCHEDULE

DPS Violation Code	Violation	Reference	OCA Case Category 2011	Base Fine
1075	Disorderly Conduct - Threat	PC 42.01	Penal Code	\$ 250.00
1080	Disorderly Conduct - Loud Music / Noise	PC 42.01	Penal Code	\$ 250.00
1085	Disorderly Conduct - Fighting	PC 42.01	Penal Code	\$ 250.00
1090	Disorderly Conduct - Obscene Gestures or Language	PC 42.01	Penal Code	\$ 200.00
1135	Sale of Cigarettes, E-Cigarettes, or Tobacco Products to Person Younger than 21 Years of Age	HSC 161.082	Other State Law	\$ 500.00
1140	Possession of Drug Paraphernalia	HSC 481.125	Other State Law	\$ 100.00
1145	Minor in Possession of Tobacco	HSC 161.252	Other State Law	\$ 100.00
1155	Possession of Intoxicants on Public School Grounds	EC 37.122	Other State Law	\$ 100.00
1170	Consumption of Alcohol on Licensed Premises	ABC 101.72	Other State Law	\$ 100.00
1215	Possession in Tobacco Free Zone	PC 48.01	Penal Code	\$ 250.00
1223	Assault Class C - Simple Assault	PC 22.01	Penal Code	\$ 500.00
1245	Leaving a Child Unattended in Vehicle	PC 22.10	Penal Code	\$ 500.00
1250	Reckless Damage	PC 28.04	Penal Code	\$ 250.00
1286	Theft	PC 31.03	Penal Code	\$ 250.00
1392	Unlawful Restraint of a Dog	HSC 821.102	Other State Law	\$ 500.00
3001	<i>Speeding</i>	<i>545.361</i>	<i>Non-parking</i>	<i>Scheduled</i>
3001	Speeding < 10 mph over Speed Limit	545.361	Non-parking	\$ 100.00

3001	Speeding 11-15 mph over Speed Limit	545.361	Non-parking	\$ 150.00
3001	Speeding 16-20 mph over Speed Limit	545.361	Non-parking	\$ 175.00
3001	Speeding 21-25 mph over Speed Limit	545.361	Non-parking	\$ 190.00
3001	Speeding >26 mph over Speed Limit	545.361	Non-parking	\$ 200.00
3002	Unsafe Speed (too fast for conditions)	545.351	Non-parking	\$ 100.00
3003	Impeding traffic	545.363	Non-parking	\$ 100.00
3005	Fail to yield right of way	545.151	Non-parking	\$ 200.00
3006	Ran stop sign	545.151	Non-parking	\$ 200.00
3007	Ran red light	544.007	Non-parking	\$ 200.00
3009	Changed lane when unsafe	545.06	Non-parking	\$ 200.00
3011	Turned left from wrong lane	545.101	Non-parking	\$ 200.00
3012	Turned right from wrong lane	545.101	Non-parking	\$ 200.00
3013	Cut corner left turn	545.101	Non-parking	\$ 150.00
3014	Improper turn	545.103	Non-parking	\$ 150.00
3015	Wrong Side of Road	545.056	Non-parking	\$ 200.00
3016	Drove wrong way on one-way roadway	545.059	Non-parking	\$ 200.00
3017	Following too closely	545.062	Non-parking	\$ 200.00
3018	Passed-insufficient clearance	545.054	Non-parking	\$ 200.00
3019	Disregarded no passing zone	545.055	Non-parking	\$ 200.00
3020	Illegal pass on right	545.057	Non-parking	\$ 200.00
3021	Fail to stop for School Bus / Passing School Bus	545.066	Non-parking	\$ 1,250.00
3022	Improper Passing	545.053	Non-parking	\$ 200.00
3024	Unsafe start from parked, stopped or standing position	545.402	Non-parking	\$ 200.00
3025	Fail to maintain financial responsibility- 2nd offense	601.191	Non-parking	\$ 375.00
3026	Parked on roadway	545.301	Parking	\$ 100.00
3028	Crossing physical barrier	545.063	Non-parking	\$ 100.00
3031	Unrestrained child - Safety seat violation	545.412	Non-parking	\$ 200.00
3032	No seat belt-driver	545.413	Non-parking	\$ 200.00
3033	No seat belt-passenger	545.413	Non-parking	\$ 200.00

3034	Child not secured by safety belt	545.413	Non-parking	\$ 200.00
3038	Operate vehicle with child in open bed	545.414	Non-parking	\$ 200.00
3045	Fail to Stop and Render Aid	550.022	Non-parking	\$ 200.00
3049	Failure to maintain financial responsibility	601.191	Non-parking	\$ 300.00
3050	Fail to control speed	545.351	Non-parking	\$ 100.00
3051	Speed under minimum	545.363	Non-parking	\$ 100.00
3052	Fail to yield at stop intersection	545.151	Non-parking	\$ 100.00
3053	Fail to yield at yield intersection	545.151	Non-parking	\$ 100.00
3054	Fail to yield right of way at open intersection	545.151	Non-parking	\$ 100.00
3055	Fail to yield right of way-turning left	545.152	Non-parking	\$ 100.00
3056	Fail to yield right of way leaving private drive, alley, building	545.155	Non-parking	\$ 100.00
3057	Fail to yield right of way to emergency vehicle	545.156	Non-parking	\$ 200.00
3058	Fail to yield right of way - on Green Signal	544.007	Non-parking	\$ 100.00
3059	Disregarded traffic control device	544.004	Non-parking	\$ 100.00
3060	Fail to stop-designated point-at stop sign	544.01	Non-parking	\$ 100.00
3061	Fail to stop-designated point-at yield sign	544.01	Non-parking	\$ 100.00
3063	Fail to stop at proper place (at traffic light)	544.007	Non-parking	\$ 100.00
3064	Fail to stop at proper place (not intersection)	544.007	Non-parking	\$ 100.00
3066	Drove through safety zone	545.403	Non-parking	\$ 200.00
3069	Disregarded lane control signal	544.009	Non-parking	\$ 200.00
3070	Fail to drive in single lane	545.06	Non-parking	\$ 200.00
3071	Disregarded no lane change sign	545.06	Non-parking	\$ 200.00
3072	Disregarded signal at RR crossing	545.251	Non-parking	\$ 200.00
3073	Disregarded RR crossing gate or flagman	545.251	Non-parking	\$ 200.00
3074	Fail to stop at marked RR crossing	545.252	Non-parking	\$ 200.00
3075	Heavy equipment disregarded signal of train	545.255	Non-parking	\$ 100.00

3076	Turned across dividing section	545.063	Non-parking	\$ 100.00
3077	Turned right too wide	545.101	Non-parking	\$ 100.00
3078	Disregarded turn marks at intersection	545.101	Non-parking	\$ 100.00
3079	Made U-turn on curve or hill	545.102	Non-parking	\$ 100.00
3080	Turned when unsafe	545.103	Non-parking	\$ 100.00
3081	Cut across driveway to make turn	545.423	Non-parking	\$ 100.00
3082	Fail to yield right of way on left at obstruction	545.051	Non-parking	\$ 100.00
3083	Slower vehicle failed to keep right	545.051	Non-parking	\$ 100.00
3084	Failed to signal lane change	545.104	Non-parking	\$ 100.00
3085	Failed to give one-half of roadway	545.052	Non-parking	\$ 100.00
3086	Failed to pass met vehicle to right	545.052	Non-parking	\$ 100.00
3088	Drove on wrong side of divided highway	545.063	Non-parking	\$ 200.00
3089	Drove center lane (not passing, not turning left)	545.06	Non-parking	\$ 200.00
3090	Drove wrong way in designated lane	545.06	Non-parking	\$ 200.00
3091	Wrong side road-not passing	545.055	Non-parking	\$ 200.00
3092	Cut in after passing	545.053	Non-parking	\$ 200.00
3093	Passed vehicle stopped for pedestrian	552.003	Non-parking	\$ 200.00
3096	Failed to Signal Turn	545.106	Non-parking	\$ 200.00
3097	Fail to signal distance before turning	545.104	Non-parking	\$ 200.00
3098	Failed to Signal - for Stop	547.701	Non-parking	\$ 200.00
3099	Improper tum or stop hand signal	545.106	Non-parking	\$ 200.00
3101	Driving while license invalid	521.457	Non-parking	\$ 300.00
3103	No driver's license	521.021	Non-parking	\$ 200.00
3104	Disregard School Crossing Guard	542.501	Non-parking	\$ 200.00
3106	Violate DL restrictions	521.221	Non-parking	\$ 200.00
3112	No motorcycle endorsement	521.221	Non-parking	\$ 200.00
3114	Fail to yield right of way to pedestrian at signal intersection	552.002	Non-parking	\$ 200.00

3115	Fail to yield right of way to pedestrian on sidewalk	552.006	Non-parking	\$ 200.00
3116	Fail to yield right of way to pedestrian in crosswalk fail to yield ROW to pedestrian in crosswalk-no signal	552.003	Non-parking	\$ 200.00
3117	Fail to use due care for pedestrian	552.008	Non-parking	\$ 100.00
3118	Fail to yield for blind or incapacitated person	552.008	Non-parking	\$ 100.00
3119	Too many riders on motorcycle	545.416	Non-parking	\$ 200.00
3120	Carry passenger without a helmet	661.003	Non-parking	\$ 200.00
3121	Disregarded police officer	542.501	Non-parking	\$ 200.00
3124	Failed to give way when overtaken	545.053	Non-parking	\$ 100.00
3125	Increased speed while being overtaken	545.053	Non-parking	\$ 100.00
3126	Did not use designated lane or direction	545.064	Non-parking	\$ 100.00
3127	Drove onto (or from) controlled access highway where prohibited	545.064	Non-parking	\$ 100.00
3128	Prohibited motor vehicle on controlled-access highway	545.065	Non-parking	\$ 100.00
3131	Failed to stop for approaching train	545.251	Non-parking	\$ 100.00
3132	Bus failed to stop at RR crossing	545.253	Non-parking	\$ 200.00
3134	Vehicle hauling explosives failed to reduce speed at RR crossing	545.254	Non-parking	\$ 200.00
3135	Vehicle hauling explosives (or flammable materials) failed to stop at RR crossing	545.254	Non-parking	\$ 200.00
3136	Crossed RR with heavy equipment without notice	545.255	Non-parking	\$ 100.00
3137	Crossed RR with heavy equipment without stop (or safety)	545.255	Non-parking	\$ 100.00
3138	Fail to stop-emerging from alley, driveway or building	545.256	Non-parking	\$ 100.00
3147	Possess Deceptive DL/ID	521.453	Non-Parking	\$ 500.00
3150	Improper use of auxiliary passing lamps	547.329	Non-parking	\$ 100.00
3151	Too many auxiliary passing lamps	547.329	Non-parking	\$ 100.00
3152	Improper use of auxiliary driving lamps	547.33	Non-parking	\$ 100.00
3153	Too many auxiliary driving lamps	547.33	Non-parking	\$ 100.00

3154	Fail to use proper headlight beam	547.333	Non-parking	\$ 100.00
3155	Fail to dim headlights-meeting	547.333	Non-parking	\$ 100.00
3156	Fail to dim headlights-following	547.333	Non-parking	\$ 100.00
3157	More than four driving lamps lighted	547.302	Non-parking	\$ 100.00
3158	Unauthorized use of siren, bell or whistle	547.501	Non-parking	\$ 100.00
3159	Warning devices not displayed	547.503	Non-parking	\$ 100.00
3160	Passengers/load obstruct driver's view or control	545.417	Non-parking	\$ 100.00
3161	No head lamp(s)	547.321	Non-parking	\$ 100.00
3162	Defective head lamp(s)	547.801	Non-parking	\$ 100.00
3166	No tail lamp(s)	547.801	Non-parking	\$ 100.00
3167	Defective taillamp(s)	547.322	Non-parking	\$ 100.00
3169	No stop lamps	547.323	Non-parking	\$ 100.00
3170	Defective stop lamp(s)	547.323	Non-parking	\$ 100.00
3171	No turn signal lamp(s) when required	545.106	Non-parking	\$ 100.00
3172	Defective turn signal lamp(s)	547.324	Non-parking	\$ 100.00
3173	No parking lamp(s)	547.383	Non-parking	\$ 100.00
3174	Defective parking lamp(s)	547.383	Non-parking	\$ 100.00
3175	Improper use of back-up lamp	547.332	Non-parking	\$ 100.00
3176	No front/rear reflector(s) when required	547.325	Non-parking	\$ 100.00
3180	Wrong color clearance lamp(s)	547.353	Non-parking	\$ 100.00
3181	Wrong color side marker	547.353	Non-parking	\$ 100.00
3182	Wrong color identification lamps	547.353	Non-parking	\$ 100.00
3183	Wrong color reflectors	547.353	Non-parking	\$ 100.00
3184	Wrong color stoplight	547.303	Non-parking	\$ 100.00
3185	Wrong color license plate light	547.303	Non-parking	\$ 100.00
3186	Wrong color back-up lamp	547.303	Non-parking	\$ 100.00
3187	Wrong color signal device	547.303	Non-parking	\$ 100.00
3188	Reflectors not visible sufficient distance	547.355	Non-parking	\$ 100.00
3189	Clearance lights not visible sufficient distance	547.355	Non-parking	\$ 100.00

3190	Identification lamps not visible sufficient distance	547.355	Non-parking	\$ 100.00
3191	Side markers lamps not visible sufficient distance	547.355	Non-parking	\$ 100.00
3198	Drove without lights-when required	547.302	Non-parking	\$ 100.00
3201	Operate vehicle more than one passenger-minor	545.424	Non-parking	\$ 100.00
3202	Violate operating hours-minor	545.424	Non-parking	\$ 100.00
3204	Passing authorized emergency vehicle	545.157	Non-parking	\$ 500.00
3207	Operate motorcycle without approved headgear	661.003	Non-parking	\$ 100.00
3208	Parked with headlamps not dimmed	547.383	Non-parking	\$ 100.00
3209	Improper use of spot lamps	547.327	Non-parking	\$ 100.00
3210	Too many spot lamps	547.327	Non-parking	\$ 100.00
3211	Improper use of fog lamps	547.328	Non-parking	\$ 100.00
3212	Too many fog lamps	547.328	Non-parking	\$ 100.00
3213	Defective Brakes	547.402	Non-parking	\$ 200.00
3225	Horn violation	547.501	Non-parking	\$ 100.00
3226	Equipped with unauthorized siren, whistle, or bell	547.501	Non-parking	\$ 100.00
3227	Muffler violation	547.604	Non-parking	\$ 100.00
3228	Removed original equipment exhaust emission' system	547.605	Non-parking	\$ 100.00
3229	Defective exhaust emission system-equipped but not in good working order	547.605	Non-parking	\$ 100.00
3230	Mirror violation	547.602	Non-parking	\$ 100.00
3231	Affix color/light altering material to windshield/window / Obstructed view through windshield	547.613	Non-parking	\$ 100.00
3232	No windshield wiper	547.603	Non-parking	\$ 100.00
3233	Defective windshield wiper	547.603	Non-parking	\$ 100.00
3234	Defective safety glazing material	547.608	Non-parking	\$ 100.00
3235	Warning devices not installed or defective	547.502	Non-parking	\$ 100.00
3238	No mud flaps or improper mud flaps	547.606	Non-parking	\$ 100.00
3250	Television receiver improperly located (visible to driver)	547.611	Non-parking	\$ 100.00

3251	No front seat belts (when required)	547.601	Non-parking	\$ 100.00
3252	Parked within an intersection	545.302	Parking	\$ 100.00
3253	Parked on crosswalk	545.302	Parking	\$ 100.00
3254	Parked on a bridge or in a tunnel	545.302	Parking	\$ 100.00
3255	Parked on grade-failed to turn wheels	545.404	Parking	\$ 100.00
3256	Parked and failed to set brakes	545.404	Parking	\$ 100.00
3257	Parked without stopping engine	545.404	Parking	\$ 100.00
3259	Expired Driver License	521.021; 521.026	Non-parking	\$ 200.00
3260	Expired commercial driver license	522.051	Non-parking	\$ 300.00
3263	Fail to display DL	521.025	Non-parking	\$ 200.00
3264	Fail to report change of address/name	521.054	Non-parking	\$ 200.00
3267	Driving While License Suspended	521.241	Non-parking	\$ 200.00
3272	Fail to comply with requirements on striking unattended vehicle	550.024	Non-parking	\$ 200.00
3273	Fail to comply with requirements on striking fixtures on highway	550.025	Non-parking	\$ 200.00
3274	No or defective license plate light	547.322	Non-parking	\$ 100.00
3275	No beam indicator	547.333	Non-parking	\$ 100.00
3276	Improper color light(s) on front	547.305	Non-parking	\$ 100.00
3277	Improper flashing lights	547.305	Non-parking	\$ 100.00
3278	No Fire Extinguisher	547.607	Non-parking	\$ 200.00
3282	Improperly transporting more than 3 vehicles	545.409	Non-parking	\$ 100.00
3284	Parked double	545.302	Parking	\$ 100.00
3285	Violate DL restriction on occupational license	521.253	Non-parking	\$ 100.00
3286	Fail to report accident-SR (under SR laws, as required)	601.004	Non-parking	\$ 100.00
3287	Fail to yield right of way - turning right on red signal	544.007	Non-parking	\$ 100.00
3288	Fail to yield right of way - changing lanes	545.061	Non-parking	\$ 100.00
3301	No commercial driver's license (CDL)	522.011	Non-parking	\$ 500.00

3302	Fail to report change of address or name (CDL)	522.032	Non-parking	\$ 300.00
3307	Use Wireless Device While Driving as a Minor	545.424a	Non-parking	\$ 200.00
3309	Open Container in Motor Vehicle	PC 49.031	Penal Code	\$ 500.00
3314	Interfere with funeral procession	PC 42.05	Penal Code	\$ 100.00
3315	Drove on sidewalk	545.422	Non-parking	\$ 100.00
3316	Illegal backing	545.415	Non-parking	\$ 100.00
3319	Leaving Scene of Accident	550.021	Non-parking	\$ 300.00
3320	Obstructing traffic	545.363	Non-parking	\$ 100.00
3321	Driver opened door in moving traffic	545.418	Non-parking	\$ 100.00
3322	Operate vehicle where prohibited	545.064	Non-parking	\$ 100.00
3323	Open container - passenger area	PC 49.031; 49.04(c)	Penal Code	\$ 500.00
3333	Violate promise to appear	543.009	Non-parking	\$ 200.00
3334	Unauthorized glass coating material	547.101	Non-parking	\$ 100.00
3337	Failure to Appear	PC 38.10	Penal Code	\$ 500.00
3338	Fail to identify	PC 38.02	Penal Code	\$ 500.00
3341	Driving around barricades	472.022	Non-parking	\$ 100.00
3342	Disregard warning signs or barricades	472.022	Non-parking	\$ 100.00
3361	Passenger interfered with driver view or control	545.417	Non-parking	\$ 100.00
3363	Permit livestock to roam	AGC 143.108	Other State Law	\$ 100.00
3364	Parent or guardian permitted unlicensed minor to drive	521.458	Non-parking	\$ 200.00
3365	Non-guardian permitted unlicensed operator to drive	521.458	Non-parking	\$ 200.00
3366	Non-driver opened door in lane traffic	545.418	Non-parking	\$ 100.00
3377	Place or maintain flashing light or sign within 1000 feet of intersection w/o permission	544.006	Non-parking	\$ 100.00
3503	Failure to keep bicycle on right side of road	551.103	Non-parking	\$ 100.00
3504	No or defective brake on bicycle or motor-assisted bike	551.104	Non-parking	\$ 100.00
3505	No or defective white light on front of bicycle or motor assisted bicycle at night	551.104	Non-parking	\$ 100.00

3506	Bicycle rider committed hazardous traffic violation	551.101	Other State Law	\$	200.00
3507	Bicycle rider failed to use due care when passing	551.103	Other State Law	\$	100.00
3520	Non-motorized vehicle on prohibited roadway	545.065	Non-parking	\$	100.00
3523	Pedestrian failed to yield right of way to vehicle not at crosswalk	552.005	Non-parking	\$	100.00
3524	Pedestrian on prohibited roadway	545.065	Non-parking	\$	100.00
3525	Public Intoxication	PC 49.02	Penal Code	\$	500.00
3528	Walked on highway with traffic-no sidewalks	552.006	Non-parking	\$	100.00
3529	Walked on roadway where sidewalks provided	552.006	Non-parking	\$	150.00
3552	Park/stand in front of public/private drive	545.302	Parking	\$	100.00
3553	Parking in prohibited area	545.302	Parking	\$	200.00
3555	Stopping in prohibited area	545.302	Parking	\$	100.00
3561	Parked facing traffic	545.303	Parking	\$	100.00
3581	Disregarded sole green turn signal arrow	544.007	Non-parking	\$	100.00
3582	Disregarded pedestrian control signal	552.002	Other State Law	\$	100.00
3583	Pedestrian disregarded red signal at regular traffic light	552.001	Other State Law	\$	100.00
3584	Pedestrian disregarded yellow signal at regular traffic light	552.001	Other State Law	\$	100.00
3585	Drove on wrong side RR crossing	545.056	Non-parking	\$	100.00
3589	Crossing fire hose without permission	545.205	Non-parking	\$	200.00
3590	Drive into block where fire engine stopped	545.407	Non-parking	\$	200.00
3591	Following ambulance / fire apparatus	545.407	Non-parking	\$	200.00
3596	Speeding-in a school zone	541.302	Non-parking	\$	200.00
3655	Dealers license violation	503.068- 503.094- 503.09	Non-parking	\$	500.00
3656	Expired Registration	502.407	Non-parking	\$	100.00
3657	Display Fictitious License Plate / Deceptively Similar License Plate	502.409	Non-parking	\$	200.00
3658	Obscured License Plate	502.409	Non-parking	\$	100.00

3667	Operate motor vehicle without license plates or with one License plate	502.404	Non-parking	\$	200.00
3668	Operate unregistered motor vehicle	502.402	Non-parking	\$	200.00
3669	Operate w/license for other class vehicle	502.403	Non-parking	\$	100.00
3800	Minor in possession	ABC 106.05	Other State Law	\$	300.00
3801	Attempt to purchase alcohol-minor	ABC 106.025	Other State Law	\$	300.00
3802	Purchase of alcohol-minor	ABC 106.02	Other State Law	\$	300.00
3803	Consumption of alcohol-minor	ABC 106.04	Other State Law	\$	300.00
3804	Misrepresentation of age-minor	ABC 106.07	Other State Law	\$	300.00
3805	Public intoxication-minor	PC 49.02	Penal Code	\$	500.00
3806	DUI Driving under the Influence – Minor	ABC 106.041	Other State Law	\$	500.00
3999	Use of Wireless Device in School Zone	545.425	Non-parking	\$	200.00

ORDINANCE NO. 2026-01-001

AN ORDINANCE AMENDING THE FEE SCHEDULE ORDINANCE NO. 2025-09-003 IN THE CODE OF ORDINANCES FOR THE CITY OF DIBOLL, TEXAS ESTABLISHING RATES AND FEES FOR CERTAIN ITEMS, MUNICIPAL COURT, SERVICES AND PERMITS PROVIDED FOR IN THE CODE OF ORDINANCES OF THE CITY OF DIBOLL, TEXAS.

WHEREAS, the Code of Ordinances of the City of Diboll, Angelina County, Texas in various chapters and sections, provides for certain rates and fees to be charges for certain items, municipal court, services and permits; and

WHEREAS, the City Council desires that these rates and fees will supersede all rates and fees previously established in all chapters, articles, and sections of the Code of Ordinances for the City of Diboll, Texas; and

WHEREAS, the City Council desires that those rates and fees shall be set by ordinance and kept on file with the City Secretary of the City of Diboll.

NOW, THEREFORE, BE IT ORDAINED by the City Council of the City of Diboll, Texas, that:

I.

The attached schedule of fees, rates and permits, described as Appendix "A" and incorporated herein for all purposes is hereby adopted in its entirety and the amounts set forth for fees, rates and permits therein shall stand until changed by Ordinance of City Council of the City of Diboll, Texas.

II.

This Ordinance together with its Appendix "A" shall at all times be available for public viewing in the office of the City Secretary of the City of Diboll, Texas.

III.

This Ordinance shall take effect and be in full force and effect on January 13, 2026.

PASSES AND APPROVED this the 13th day January 2026.

Trey Wilkerson, Mayor

ATTEST:

Rosa Olvera, City Secretary

STATE OF TEXAS §
ANGELINA COUNTY §
CITY OF DIBOLL §



City of Diboll Volunteer Fire Department



December 2025 Council Report

December 1

- Pledge
 - Incident Reports
 - Christmas Party
 - Fire Officers Vote
- Fireman present (14)

December 8

- Pledge
 - Incident Reports
 - Christmas in the Park
- Fireman present (14)

December 15

- Pledge
 - Incident Reports
 - Run Trucks
 - Clean Station
- Fireman Present (14)

December 22

Holiday

December 29

Holiday



City of Diboll Volunteer Fire Department



December 2025 Emergency Incidents (7)

December 6, 2025 - 0114

- **Call # 2500000196**
HWY 59 / Connor Rd
10 / 50
Out of City
Trucks 54
Diboll Fire personnel responded (5)

December 7, 2025 – 1515

- **Call # 2500000197**
139 Ironwood Circle
10 / 50
Out of City
Trucks 54
Diboll Fire personnel responded (4)

December 9, 2025 - 1816

- **Call # 2500000198**
506 S. First St.
Transformer on Fire
In City
Trucks NA
Diboll Fire personnel responded (6)

December 10, 2025 - 1221

- **Call # 2500000199**
1312 N Temple Dr
Power Pole on Tree Limb
In City
Trucks 54
Diboll Fire personnel responded (6)



City of Diboll Volunteer Fire Department



December 11, 2025 - 1808


- **Call # 2500000200**
3653 HWY 59 / Bypass
10 / 50
Out of City
Trucks 54
Diboll Fire personnel responded (8)

December 12, 2025 - 1101

- **Call # 2500000201**
HWY 59 S / Bypass
Burn Pile File
Out of City
Trucks 54
Diboll Fire personnel responded (6)

December 15, 2025 - 0919

- **Call # 2500000202**
400 Thompson St.
Fire Alarm
In City
Trucks NA
Diboll Fire personnel responded (9)



Diboll Police Department

Monthly DEPT. STATS
December 2025

CALLS FOR SERVICE (DISPATCHED)	172
CALLS FOR SERVICE (SELF-INITIATED)	699
BUSINESS/BUILDING CHECKS	8
INCIDENT REPORTS	12
EXTRA PATROLS	276
TRAFFIC STOPS	407
TOTAL ARRESTS	5
MISDEMEANOR ARREST	3
FELONY ARREST	2
TRAFFIC ACCIDENTS	2



Public Works Director Council Report – January 2026

UCRM-2 SCADA Upgrades: SCADA

Procurement underway. Some items face very long lead times. Scada procurement and remote programming started. The control panels have a six-month lead time of production. This will put the Scada installation of hardware around 6/10/2023. Scada elevated storage tank hardware scheduled for late January. Scada contractor will be making site visits over the next few weeks. Scope review meeting scheduled at WWTP on 2/15 at 1:30 PM. The scope review meeting went very well. We discussed automated process control based on defined set-points. We then discussed programming to perform certain control decisions based on the parameters received from connected sensors on our equipment. Control functions include turning power on or off, increasing or decreasing speed and flow, raising, or lowering levels in tanks. Flowmeters and data loggers are installed in strategic locations to send data to remote terminal units, then send their collected data to the treatment plant operators. With this data, the operators have an opportunity to see problems like leaks, overflows, or chemical imbalance. Access to up-to-date information on these potential problems gives water operations a chance to fix these issues in advance, reducing downtime. Scada ongoing. Radio tower schedule below.

- 1 WWTP* 100ft Tower Install Radios & Antennas 22-Mar, Duration 2 days.
- 2 OEST Install Radios & Sector Antennas on tower rails 24-Mar, Duration 2 days.
- 3 North Pump Station Install Radio & Antenna on existing 60 ft tower 27-Mar, Duration 1 days.
- 4 NEST Install Radio & Antenna on tower rails 6-Apr, Duration 2 days.
- 5 Well 1 Install 20ft tower extension, Radio and Antenna 28-Mar, Duration 1 days.
- 6 Well 2 Install 20ft tower extension, Radio and Antenna 29-Mar, Duration 1 days.
- 7 Well 3 Install 20ft tower extension, Radio and Antenna 30-Mar, Duration 1 days.
- 8 Well 4 Install 20ft tower extension, Radio and Antenna 31-Mar, Duration 1 days.
- 9 Well 5 Install new 60ft tower, Radio and Antenna 22-Mar, Duration 10 days.
- 10 Prison LS Install Radio & Antenna on Existing tower 3-Apr, Duration 2 days.
- 11 Lynn LS Install new 40ft tower, Radio and Antenna 23-Mar, Duration 10 days.
- 12 Neil Pickett LS Install Radio & Antenna on Existing tower 4-Apr, Duration 2 days.
- 13 AS Davis LS Install Radio & Antenna on Existing tower 5-Apr, Duration 2 days.
- 14 Lumberjack LS Install new 40ft tower, Radio and Antenna 23-Mar, Duration 10 days.

Radio tower and equipment installation 80% through 4/7 – has been delayed due to rain. Plan to resume 4/10 and complete installation, radio programming, and testing by 4/14 weather permitting. Radio/Network Items and radio towers all received and dispatched to site. Procurement for all Control Panels ongoing, expected completion 4/30. Assembly of panels planned 4/17 start staging. Scada-work was ongoing this week at lift stations. Hardware installations and cutover to temporary control panels. New control panel installation at lift stations completed 7/5. Weather

stations to be installed this week. Final testing to insure they are working correctly. Work on water well SCADA to begin 7/10.

7/31- 8/4 Reconfigure Radio network with new IPS. Will be replacing Water wells 3, 1, 5 and cut over. 8/7 – 8/11 Will be replacing Water wells 4, and NPS and possibly NEST. Also, will be working at the WWTP to trace and label wiring in preparation for the Panel changeout. 8/14 – 8/18 Install Well 2 panel and Convert OEST to new panel. Continue wire identification and Start process of WTP panel replacement and RIO.

We started to experience communication failures at our well sites on the new SCADA network. This caused a delay of the installation until we were able to diagnose the problem. Our techs boosted our signal strength and coded reboot protocol into the programing. This seems to have fixed the problem. Installation at well 1,5 and old elevated resumed 9/7/2023

Well 1 and 5 SCADA installation completed. Old elevated tower installation ongoing.

SCADA Panel:

The SCADA PLC is installed, wired up, and powered up. Its program has been tested and uploaded. It is communicating with the OEST intermediate PLC. Establish comms with Chlorine PLC loop testing. HMI is installed and its application loaded. The new chlorine analyzer has been installed and is functioning. We found the level GST sensor to be malfunctioning. Initially, we noted some blockage in the plumbing and cleared it out however, the sensor function was intermittent. We tested this by installing another temporary transmitter to the auxiliary line and measuring both readings. We were able to procure another sensor through Schneider Electric today and had it couriered to Diboll and were able to replace the malfunctioning sensor as it is imperative for the system to function as designed. Well 2 is going offline for about 2 days as we work on this cutover process after previously making sure that NPS was performing as expected and everyone involved agreed. It's a crucial step in keeping things running smoothly, but we're aware it might cause some ripples in the regular functionality of the WWTP.

Well 2 panel installs have been completed on 10/19/2023. Turned off well 2 and related wells 3 & 4 feeding into the Old GST.

Testing all the IO to determine functionality. We found we couldn't function pump 3 from the control panel. Well 2 depth measurement was not operational. Chemical pump logic was found to be disabled for adjustment according to aggregate flow from wells 2,3,4. Only one chemical pump is operational, however the sensor wire is cut so it cannot be controlled. This was probably due to unreliability and/or well flow meters going out of service and/or unreliability of controlling pump strokes. Pump 1 and pump 3 flowmeters have water ingress and are corroded – non-operational. Removed the old Well 2 panel and installed the new panel backplane. Started the process of completing all the wiring. Spent a considerable amount of time troubleshooting pump 3 on/off command, this has been corrected and pump 3 is now operational from PLC and SCADA. Replaced the level transmitter on well 2 and now water depth reading from well 2 is available. Completed and organized wiring on the new panel. PLC program was installed and tested. Local HMI application was installed and tested. SCADA operation was tested, and status checks completed. Wells were tested in auto mode by forcing sequences. Pumps were tested in auto mode by forcing sequences. Added additional logic to disable chemical pumps at a level above 3 mg/l and reenable at 1mg/l, this will prevent excessive chlorination of the GST in case one of the wells are out of service. The setpoints tags are also made available to be included in the new SCADA implementation.

Remaining items:

Chemical pump remains flashing on SCADA, however it was tested to physically turn on when needed – need to trouble shoot but we may need to access Wonderware back end.

All cycles need to run in Auto mode (OEST Demand and GST Demand), well calls GST level setpoints, this will be monitored over the next few days as the GST and OEST systems are switched to Alternate or GST only.

Need input to calibrate the scale for the well level sensor.

Wiring the HMI

We found a fill valve in the vault outside of the OEST compound. There is wiring connected to it, but it does not show on the WW SCADA nor is it controlled by the PLC. We will investigate the wiring further and discuss functionality with the city before wiring it back into the new panel.

All water wells, towers and lift stations have been completed. Work is still ongoing at WWTP. Graphics are being updated with points as SOAP is completing work in the field. Working to be completed before the Christmas holidays. A realistic goal would be to have the final walkthrough and acceptance the first week of January.

SCADA - WWTP Functional Performance Testing and Graphics updates are ongoing. Completion week of 1/8/24

SCADA - still adjusting the plant timing and should be completed next week. Then will schedule turnover.

SCADA - waiting on update from climatic on the timing issue with command control at the wastewater treatment plant.

New logic has been updated to correct timing issues with controllers. Meeting scheduled for 4/5/2024 to walkthrough and review system. We will then schedule a final walkthrough and staff training.

Final walkthrough and staff training scheduled for 5/16/2024

During the final walkthrough we found some issues with the SCADA programing at the WWTP. Techs are working with the manufacturers of the system controllers to correct the problem.

SOAP contractors have had issues with completing the scope of work associated with this project. After conferring with PSI they have decided to hire Prime Controls to come in and perform a complete system analysis of work completed by SOAP. This will be at no additional cost to the city.

Prime controls were on site 9/4/2024. We made site visits to all locations controlled by SCADA. Original scope of work was provided. They are now working on a complete system analysis for us to review.

We are still awaiting the system evaluation from Prime Controls. We have had two system failures this past month. December 6th through December 12th. We lost signal from the level controller at the prison lift station on South First Street. During this 7-day period we were on site 24/7 to control the level in the wet well. We rotated three eight hour shifts per day. The second system failure on December 30th through January 8th. This was a communication failure between the water utilities

Scada system and pump controllers. We were on site 24/7 again working there eight-hour shifts. We were monitoring the tank levels and controlling the pumps to maintain system pressure. Climatic has agreed to reimburse the city for the man hours used to operate the system during these times. Prime controls have been able to identify the issues and will have a full report soon. During this time, they have been very responsive to assisting in this matter.

Prime controls completed the following:

Replaced pressure transducer at OEST and verified wiring

Scaled signal in program to reflect accurate reading of transducer, including signal processing on the analog input card

Clarified logic by changing order of elements in sequences, reassigning data to tags, adding descriptions to tags, and adjusting cycle times of routines for accurate messaging

Added routine and messaging for Well Control

Patched logic to incorporate lead-lag action to pump alternation, removing unnecessary elements

We have received the load analysis and solar panel sizing for the new solar station to be installed at new elevated tank. Site visits are scheduled for 2-23-2025

After continued communication issues with the SCADA system prime controls had suggested that we replace the current radio antennas with cellular routers. Well 2 and Old elevated have been converted to the new system. Routers for the other sites have been ordered and should be installed by 3-13-2025

Solar station components for new elevated have been ordered and installation is scheduled for 3-16-2025

Locates have been called in (ticket #2558524670) for the NEST solar construction. They need to set an 8" pole in the ground with concrete. The pole needs to be minimum 81" deep. We have set a survey flag/painted where this needs to be located. It will be in close proximity of the existing Uni-strut but not directly under the tower.

Solar, the equipment will be ready for (3/27). The crew will be onsite Monday to install the system. They anticipate 1 day completion.

Prime has received and configured all the cell-modems. They will be onsite next week (not sure which day) to install all the modems. They will need the SIM cards at the time of install.

Solar – Installation complete, back online. Report attached

SCADA - Prime working on replacing the radio equipment. All modems have been installed. Climatic/Prime to start testing the timings and alarms/notifications. Climatic working on TOSI issues.

Radio equipment installation estimated completion of 6/13/2025. TOSI issues are still not resolved. We have a meeting scheduled for 6/12/2025. Climatic will provide alternate options for SCADA software and Bas Controls.

Meeting was rescheduled for 7-3-2024

All cellular equipment has been installed at the wastewater facility/HMI workstations, all lift stations, both elevated storage tanks, north side pump station, ground storage and all water wells. Climatec was on site August 6 and seemed to have resolved the TOSI issues now that the cellular modems are installed. They are now working on interfacing wastewater treatment plant Scada and should be complete by 10-1-2025.

Prime controls are almost complete with system integration/alarm notifications. We had an alarm notification failure at the prison lift station this past month. Prime controls were able to diagnose this issue. The back battery failed and tripped the system. They are going replace all backup batteries at all locations. They are still working on the control issue for influent pump one at the wastewater plant. Sever relocation from the wastewater plant to the water plant office scheduled for 10-15-2025.

PSI delivered 20 new backup batteries for all of our plc locations. VFD controls were repaired and the network switch replaced for the influent pump at the wastewater plant. Server relocation completed at the WWTP.

Items left to complete:

Installation of one additional cell modem at the WWTP

Re-address the (13) weather stations to match the new IP scheme

Test all alarms controls and graphics

Repair WWTP PLC that was damaged due to lighting strike.

Estimated completion date 4-30-2026

Status: 95% Complete

WWTP/TWDB Project

We are still working on the environmental clearance with TWDB. KSA is working on map exhibits and some other documents for the environmental study and should have that to them this week along with the engineering report. The engineering report will be submitted to TWDB by 12/8/2022. This will contain certain information/exhibits that are required for the environmental review to move forward at TWDB. We plan to begin the preliminary design phase (construction plans and specifications) in January. This will run concurrently with TWDB review of the engineering report and environmental to speed up the schedule. The engineering report and environmental documents are under review by TWDB. I do not know what their current backlog is but will be reaching out to them for an update. I would expect to begin preparing design plans/specifications in March. The project is under review by TWDB staff. They have the Engineering Feasibility Report and the environmental documents. These reviews run concurrently, but the environmental must be approved before the engineering report can be approved. TWDB requested some supplemental environmental information that was submitted at the end of January. Including the 30-day public comment period, I would expect to have environmental approval by the end of April. This is based upon my last conversation with our environmental reviewer. The engineering report approval will follow shortly thereafter. The TWDB is still reviewing the

engineering report on the WWTP project. Based on the email below, KSA should have comments by the end of next week. They should know more about the environmental status early next week.

Good morning Mr. Hays,

I had started to review the EFR but had to prioritize a few other deadlines so I will need to get back to that review and finish it. I plan to send you review comments or to let you know that the EFR satisfies TWDB requirements before the end of next week.

I know Gayla has a few environmental reviews that she is working on currently and one of those should be for the City of Diboll. I will have a meeting with her on this coming Monday to get an update then one of us will report back to you on the environmental status.

Please feel free to reach out to our team with any questions on this project or any others. I would also like to thank you for your patience with us as we work through our heavy workloads.

Thanks,

Cody

KSA have some minor comments to respond to on the engineering report. They have asked for a detailed cost estimate and a statement indicating how we will address any budgetary constraints. Danny's plan for that statement is to indicate that the City will decide between securing additional funding or prioritizing project components to remain within available construction funds. We still have not received any information regarding the environmental approval. The TWDB has all the information we need, and I believe that it is just going through the review and approval process. While things like engineering reports, plans, and specifications can be reviewed and approved by the project team, environmental items go through additional layers of approval as well as a public comment process. We are checking in with them routinely on the environmental but have not yet received a response. We are still awaiting the environmental approval that will allow us to move forward. TWDB is significantly backlogged on environmental reviews. I will be checking in with them next week. The TWDB is going over the engineering plans now. We are waiting on environmental to be processed. TWDB is still backlogged.

We should be receiving approval within the next couple of weeks. Danny will be starting his design team this week on the plans and specifications in advance of that approval.

Environmental approval is working through TWDB management. Once we receive the language for the public notice we can publish and submit proof of publication for final environmental and engineering report approval.

We received the language for the environmental public notice on the WWTP project and will be getting it into the week of 10/2/2023 newspaper and we are proceeding with our design phase.

We are progressing with preparation of plans and specifications.

Plans and specifications are 60% complete. We have a schedule walkthrough of the plant on Dember 11th with KSA.

Plans and specifications are being reviewed by KSA internally. They anticipate scheduling a review meeting with city staff within the next couple of weeks.

KSA is working on the final design phase of the project. Danny will have an update next week on when the plan specs will be submitted to the water board.

Final design is continuing. Major effort now is on electrical design. We anticipate plans submitted to TWDB for review in July.

Proceeding with electrical design. KSA is wrapping up the final pieces of the specifications and contract documents. I anticipate submittal to TWDB for plan review next week.

We are in the TWDB plan review phase. Once approved we can advertise for bids.

Waiting on TWDB review. The TWDB is presently backlogged while working funding applications and closings. I would expect to have review completed in January.

TWDB project team has been backlogged while working to clear deadlines for project funding closings and funding applications. This has impacted review of several of KSA projects. Danny will be checking the project status next week.

We are still waiting of the TWDB for review.

We received the follow from TWPD and providing them with the necessary information. We plan to start going out for bids by the end of the month.

Good afternoon,

We have reviewed the Plans and Technical Specifications submitted for CID-01 of the City of Diboll Project No. 73888 and have a few review comments.

Please provide the following items in the revised documents:

1. The entire unaltered TWDB-0551 "Texas Water Development Board Supplemental Construction Contract Conditions" within the contract documents.
2. The special and standard environmental conditions in both the general notes for the plan drawings and contract documents.

Additionally, please provide an updated project schedule, an update on the status of obtaining a floodplain development permit, and a completed ED-101 "Site Certification" form.

From Danny:

We have received Plans and Technical Specifications Approval. This frees us up to advertise for bids. KSA is working on freshening up their opinion of cost and will be setting dates for advertisements, pre-bid meeting, and bid opening.

We've been working through some fine tuning of certain specifications and are now ready to advertise for bids on the WWTP project. I have put together the following proposed schedule:

1st advertisement: Sunday, 11/30/2025

2nd advertisement: Sunday, 12/7/2025

Mandatory Pre-Bid Meeting: Wednesday, 12/10/2025 at 2:00 PM

Bid Opening: Tuesday, 12/23/2025 at 2:00 PM

Bid opening moved to 1/8/2026. Danny is currently completing the bid tabulation and should have the results for us 1/14/2026

Estimated completion date of 12/1/2026

Status: 25% Complete

MOCKINGBIRD LANE DITCH CLEANING

Ditch cleaning Mockingbird Lane– Approximately 10,812 LF. Pull ditches, remove debris and clear flow lines using grader. Dispose sediment in designated area. We are currently waiting for a few weeks of dry weather to complete the dress up and final grading of this project.

While working on the White Oak Creek debris removal we were able to clear approximately 1,400 feet of the creek that crosses Mockingbird Lane. This will help significantly with the drainage issue in this low-lying area of Mockingbird Lane.

We boom mowed in preparation to finish final grading and dress up. During this we found a water leak and repaired it. It caused about 400 yards of ditch line to become flooded. Plans to resume final dress up on 8-18-2025

Scheduled to resume dress up 9-10-2025

Kirk construction completed the final dress up. We identified a few areas that still need some attention and they will completing work this month.

Estimated completion 2/28/2026

Status: 85% complete

Repaint Park Bridges

We will be repainting the four bridges in Old Orchard Park. Two of the bridges will require us to remove all the rust before painting will begin. We have started sourcing materials. Rust remover has been delivered. The parks department will be working on the bridges throughout the month as the weather permits. We will resume painting the bridges once the baseball complex project is completed.

We have started sanding and prepping the bridge next to pavilion 3 for paint.

Bridge by pavilion three is complete. We will continue remaining two bridges as weather permits.

We will finish painting as soon as we complete the golf course gates.

For extra visibility and safety concerns we prioritized painting the curb stops and railings in Old Orchard Park and at the Civic Center. Once complete we will start on the bridges again.

Estimated completion date of 2/28/2026.

Status: 15% complete

Golf Course Driving Range Sprinklers/Well repair

We have located approximately 60 sprinkler heads on the Golf Course driving range. After all sprinklers were tested and repairs that could be made, we were left with six heads that need full replacement. We have ordered those heads and will install once they arrive.

Sprinklers have arrived. A 2-inch air relief valve started leaking on the #14 hole. We ordered and replaced the valve. This delayed the installation of the sprinklers.

We have been delayed with the amount of rain fall we have received over the past month. The production well for the golf course has stopped pumping. We megged the motor and found it to be bad. We have hired Weisinger Incorporated to mobilize a service rig and crew to pull the pumping equipment. They will perform disassembly and a inspection report of their findings. They will also perform a TV survey.

Inspections of the pumping equipment found that the pumps intermediate bowl bearings and their respective shaft surfaces are worn above acceptable tolerances. The intermediate bowls porcelain lining has deteriorated resulting in metal wash out. The 40 HP motor megged to ground on all three legs and the existing #2 motor cable megged good dry and one leg megged very low during the water immersion testing. All 609' of the 4" column pipes are very rusty and pitted on the ID/ OD and at the threads. The springs in both of the check valves are very weak and it will not close properly and the nipple on the head needs to be replaced. A TV Survey was performed on 07/11/2025 to investigate the conditions of the well after removing the pumping equipment from the well. The static water level was 85' and the total depth viewed was 940'. Reviewing the survey video revealed mild scale at 39' onward. The screens appear to be mostly open. There were no structural issues noted at this time. Based on the review of the TV survey, we are recommending no downhole rehabilitation efforts and proceed with setting the permanent pumping equipment back in the well.

Please consider the following:

Scope of Services and Materials

Electrical Repairs

- Mobilize service truck and technician to site
- Replace conduit and pull new #4 wire
- Replace breaker/disconnect
- Replace starter/overload
- Install new 480V 3PH monitor
- Perform start up and ensure proper operation

Pumping Equipment and Installation

- New 200 GPM submersible pump end with lift nipple
- New 40 HP, 6", 460-volt, 3600 rpm submersible motor
- 625 ft of New #2/3C WG submersible motor cable with splice kits
- 609 ft of New 4" T&C pump column pipe
- 2 New 4" DI check valves
- Replace the 4" nipple, steam clean, prime and paint the existing discharge head
- 615 ft of New 1/4" stainless steel airline complete with water level detector kit
- Miscellaneous items to make operational
- Shop labor to assemble the equipment and load for shipment
- Haul pumping equipment to the well site

Estimated completion
Status 60% complete

Lumberjack Drive School Zone Light

We will be moving the school zone light at the end of Lumberjack Drive further towards the bypass. It is currently a solar driven unit. We have ordered a standard electrical installation base, pole, controller, and fixture. Meter pole and meter base were installed 9-2-2025.

We are still waiting on the new light to be delivered.

The wrong light was delivered. We have shipped it back and are waiting on the new one to arrive.

The correct light has been delivered and scheduled to be installed 12/11/2025.

Estimated completion 1-30-2025

Status: 100% complete

Fire Hydrant Testing

Fire hydrant testing ensures a reliable and sufficient water supply for firefighting by checking for sufficient pressure and flow, identifying mechanical issues like leaks or obstructions, and verifying overall system readiness. These tests also confirm that hydrants meet NFPA standards, are free from damage, and comply with local codes, all vital for protecting lives and property during a fire emergency.

Why Hydrant Testing is Essential

- **Confirms Water Supply:**

The primary reason is to ensure an adequate flow and pressure of water for fire suppression, a key factor in controlling and extinguishing fires.

- **Ensures Mechanical Readiness:**

Testing identifies issues such as inoperable valves, worn threads on the outlets, or obstructions that could prevent proper use during a fire.

- **Verifies System Performance:**

It helps determine the available water supply within the entire distribution system, not just individual hydrants, by observing pressure drops and flow rates during the test.

- **Identifies Potential Problems:**

Testing can reveal underlying issues in the water main or system, such as sediment build-up that could cause brown water or a significant pressure drop.

- **Maintains Safety Standards:**

Tests verify that the hydrants meet the required pressure and flow standards set by organizations like the National Fire Protection Association (NFPA), as well as local fire codes.

- **Prevents Emergencies:**

Regular testing allows for the proactive identification and correction of problems, preventing failures during an actual emergency when every second counts.

What the Testing Process Identifies

- **Flow Rate:** How much water the hydrant can deliver.
- **Pressure:** The static (no flow) and residual (while flowing) pressure available.
- **Mechanical Defects:** Cracks, leaks, tight outlet caps, and worn operating nuts.
- **System Capacity:** The overall water capacity of the water mains and distribution network.

We have 168 total hydrants in our system.

Estimated completion 12-31-2025

We have completed 45% of the hydrants scheduled for testing.

During testing we have had three hydrants fail. We are in the process of replacing them and will resume testing following completion.

Estimated completion [2-28-2026](#)

Status: 45% complete

[City of Diboll \(PWS ID No. 0030001\)'s Comprehensive Compliance Investigation \(CCI\)](#)

Date: Wednesday, December 17, 2025

Time: Approximately 8:30 AM

Location: City Hall (400 Kenley St, Diboll, Texas 75941)

2. We highly encourage you to do a self-inspection of your system, paying special attention to items noted in the last inspection report.

The last Comprehensive Compliance Investigation (CCI) for this water system was conducted on March 30, 2023, and the following alleged violations were noted as a result of the investigation: failure to have an adequate plant operations manual;

failure to conduct accuracy checks on the disinfectant residual analyzer every 90 days; failure to conduct annual tests on backflow prevention assemblies within the distribution system; failure to obtain approval from the executive director prior to the use of a backflow test form which varies from the format specified in commission Form 20700; failure to provide the executive director a signed Certificate of Delivery within ten days after issuance of a Boil Water Notice; failure to obtain routine distribution coliform samples and distribution chlorine residuals at locations specified in the system's monitoring plan; failure to have a complete monitoring plan; failure to have an air release device covered with 16-mesh or finer; failure to have all electrical wiring securely installed in compliance with a local or national electrical code; failure to maintain disinfection equipment which has a capacity of at least 50% greater than the highest expected dosage to be applied at any time; failure to maintain the 16-mesh vent screen for the well; failure to ensure that all storage tank overflow covers close automatically and fit tightly with no gap over 1/16 inch when not overflowing; failure to maintain the all-weather road to Plant No. 1; failure to perform maintenance and housekeeping practices to ensure the good working condition and general appearance of the system's facilities and equipment; failure to maintain the intruder resistant fence; failure to maintain plant equipment tight against leakage; and to have adequate containment for all bulk chemical storage tanks.

No additional issues were noted during the last investigation.

The following alleged violations remain active at this time: to maintain all distribution system lines in watertight condition (specifically, the leak Mockingbird Lane that appeared to be coming from a red flush valve) and to have operating records available for review upon request (specifically, the following records dated June 1, 2024, to September 15, 2024: customer complaints and associated work orders, any Boil Water Notices and the associated issuance and rescind language, and any bacteriological samples used to rescind the boil water notices).

3. In addition, the elimination of easily fixed minor deficiencies, such as missing vent screens, hatch locks, wellhead caulking, etc. prior to the inspection will reduce your administrative load since the correction of each item in our reports must be documented

with some proof, such as photographs of the corrected item or copies of documents.

RECORDS REQUIRED TO BE AVAILABLE AT TIME OF INSPECTIONS OF PUBLIC WATER SYSTEMS

I. Water System Information

a. General Information

i. Legally Responsible Official (President, Owner, etc.)

ii. Contact Information for Responsible Official(s)

iii. Physical Location of plant

iv. Mailing Address

II. Records

a. Groundwater Systems

**1. Number of total connections, total number of meters in the ground
(active or inactive), population served**

**a. Please refer to additional information regarding connection
counts**

**b. Number of pressure planes (with connection counts per
pressure plane)**

2. Wholesale and purchase water contract(s)

a. Specify maximum purchase rate

3. Certified Operator list

a. Include Legal Name, Type of License, Expiration Date

**b. Include Operators, Customer Service Inspectors, and
Backflow Testers**

4. Well completion Information

a. Sanitary control easement(s)

b. Deed and map(s)

c. Interim approval letter for well(s)

5. TCEQ Plan Review Approval Letters

a. Including, but not limited to: new wells, booster stations, ground storage tanks, pressure tanks, pumps, etc.

6. Verification of ANSI/NSF Standard 60 and 61 for direct and indirect additives

7. Plant Operations and Maintenance Manual

8. Copies of Exceptions or approved Alternative Capacity Requirements (ACR)

9. Annual Tank Inspection Forms (three years)

10. Distribution System map (showing flush valves/ mains)

11. Customer complaint records

12. Copy of Customer Service Agreement/ Plumbing Code Ordinance

13. Customer Service Inspection forms

14. Backflow Test and Maintenance forms

a. Information regarding backflow assemblies will need to include physical location

b. Three years of records for backflow devices

15. Well Meter calibration records

16. Equipment Records

a. Including but not limited to:

i. dates of replacement of pumps (with gallon per minute)

ii. Chlorine meter calibration records

iii. Equipment capacities

1. Well pumps (gallons per minute)

2. Service/filter/transfer pumps

3. Ground and elevated storage

4. Pressure tanks

17. Copy of Public Notices

a. Including but not limited to Boil Water Notices

18. Operational Records:

- a. Disinfection Residual Monitoring records
 - b. Flushing records
 - c. Amount of chemicals used
 - d. Ground water rule compliance records
 - e. Chloramine Effectiveness Sampling records
19. Monthly Reports of Monthly Water Works Operation

a. Average Amount of daily water usage for past twelve-month period (include period of record).

b. Maximum day water usage from past twelve-month period (include the maximum daily usage and corresponding date).

20. Monitoring Plan

a. Including but not limited to:

- i. RTCR Sample Siting Plan & Map
- ii. Nitrification Action Plan (for systems distributing chlorinated water)

21. Last twelve months of Bacteriological sample results

22. Drought Contingency Plan

23. Emergency Preparedness Plan (EPP)

III. Field (physical) Inspection

a. A plant walk through will occur on the inspection. During this time, the investigator will conduct a physical inspection from the point source(s) to treatment of the water, and the distribution system. For surface water plants, be advised a filter backwash cycle may be requested during the inspection.

This information will be useful in determining connection counts for community public water systems.

§290.38(14) Connection—A single family residential unit or each commercial or industrial

establishment to which drinking water is supplied from the system. As an example, the number of

service connections in an apartment complex would be equal to the number of individual apartment

units. When enough data is not available to accurately determine the number of connections to be

served or being served, the population served divided by three will be used as the number of

connections for calculating system capacity requirements. Conversely, if only the number of

connections is known, the connection total multiplied by three will be the number used for

population served.

-Apartments will count as multiple connections based on the number of apartment units that make up

the apartment complex.

-Nursing homes will count as one commercial connection.

-Motels and hotels will count as one connection regardless of the number of rooms.

-An RV Park will count as multiple commercial connections based on the total number of RV spots.

-Each mobile home would count as a connection because it is a single-family residence.

-Correctional facilities (prisons). The number of connections will equal the number of prisoners and

employees and dividing by three.

We have completed the inspection and are awaiting the exit interview process.

Water leaks/Sewer Repairs

611 South Temple replaced sewer tap

North Side Pump Station Water leak 1 ½

LBJ Housing Authority 6-inch water main

301 Thompson ¾ water leak and sewer main backup

704 Cypress ¾ water leak

312 White oak 2inch water leak

612 South Temple 2-inch water leak

Ditch excavation and culvert replacement:

Pinewood Drainage Project

Pinewood and Wells Street have been experiencing abnormal flooding during significant rain events. We have currently excavated about 650 foot of ditch line on 1818 to help alleviate this issue. Next, we will increase the size of the three culverts located on the property south of Pinewood Street in the area of the low water crossing.

Estimated completion 1-27-2026

Glass Street – We need to bring in approximately six loads of rip-rap to repair and prevent further soil erosion. Remove fallen and dead trees preventing water flow.

Cozy Circle - Removal of 6 culverts and re-set to grade. Excavate 410 feet of ditch line.

Borden and North First- We will be excavating approximately 450ft of ditch line that has silted in. This ditch line primarily serves as drainage for the detention pond at Atlas Roofing. We will also be repairing the catch basin at the intersection of Bordan and N First.

Work Orders

12/5/2025-1/9/2026

Service Order #	Service Address	Job Date	Job Code	Status	Staff
SO0007182	400 KENLEY CITY HALL	1/8/2026	Street Repair/Maint	Open	STREET
SO0007183	265 DEERTRACE BLVD	1/8/2026	Service Action	Open	WATER
SO0007185	605 N NEAL PICKETT	1/8/2026	Water Repairs/Maint	Completed	WATER
SO0007186	704 CYPRESS	1/8/2026	Water Repairs/Maint	Completed	WATER
SO0007187	508 BOOKER	1/8/2026	Reinstate	Completed	WATER
SO0007188	500 HACKBERRY	1/8/2026	Reinstate	Completed	WATER
SO0007189	412 BIRDSONG	1/8/2026	Reinstate	Completed	WATER
SO0007175	1003 D LYNN	1/7/2026	Disconnect	Completed	WATER
SO0007176	1003 D LYNN	1/7/2026	Connect	Completed	WATER
SO0007177	1003 C LYNN	1/7/2026	Reinstate	Completed	WATER
SO0007178	500 S TEMPLE	1/7/2026	Reinstate	Completed	WATER
SO0007179	606 ARRINGTON	1/7/2026	Reinstate	Completed	WATER
SO0007170	205 LARGENT	1/6/2026	Water Repairs/Maint	Completed	WATER
SO0007171	264 N CHESHIRE	1/6/2026	Water Repairs/Maint	Completed	WATER
SO0007172	303 S TEMPLE	1/6/2026	Water Repairs/Maint	Completed	WATER
SO0007174	1578 MOCKINGBIRD LN	1/6/2026	Connect	Completed	WATER
SO0007142	1500 N HENDRICK C 3	1/5/2026	Connect	Completed	WATER
SO0007144	1500 N HENDRICK C 3	1/5/2026	Disconnect	Completed	WATER
SO0007145	603 S TEMPLE	1/5/2026	Water Repairs/Maint	Open	WATER
SO0007147	252 WILLIE OAKS Rd	1/5/2026	Connect	Open	WATER
SO0007149	1101 LAWRENCE	1/5/2026	Sewer Repairs/Maint	Open	WASTEWATER
SO0007150	HENDRICK/HARRIS Fire Hydrant	1/5/2026	Connect	Open	WATER
SO0007151	603 N NEAL PICKETT	1/5/2026	Water Repairs/Maint	Completed	WATER
SO0007152	797 WELLS	1/5/2026	Water Repairs/Maint	Completed	WATER
SO0007153	806 CYPRESS	1/5/2026	Cutoff	Completed	WATER

SO0007154	500 HACKBERRY	1/5/2026	Cutoff	Completed	WATER
SO0007155	208 RHONE	1/5/2026	Cutoff	Completed	WATER
SO0007156	503 S TEMPLE	1/5/2026	Cutoff	Void	WATER
SO0007157	508 BOOKER	1/5/2026	Cutoff	Completed	WATER
SO0007158	412 BIRDSONG	1/5/2026	Cutoff	Completed	WATER
SO0007159	1004 OAK HOLW	1/5/2026	Cutoff	Completed	WATER
SO0007160	500 S TEMPLE	1/5/2026	Cutoff	Completed	WATER
SO0007161	606 ARRINGTON	1/5/2026	Cutoff	Completed	WATER
SO0007162	165 LUMBERJACK Dr	1/5/2026	Cutoff	Void	WATER
SO0007163	LIFT STATION/HOLUBEC	1/5/2026	Cutoff	Void	WATER
SO0007164	207 RUTLAND	1/5/2026	Cutoff	Completed	WATER
SO0007165	1003 D LYNN	1/5/2026	Cutoff	Completed	WATER
SO0007166	1184 MAYNARD	1/5/2026	Cutoff	Completed	WATER
SO0007167	1003 A LYNN	1/5/2026	Cutoff	Completed	WATER
SO0007168	1003 C LYNN	1/5/2026	Cutoff	Completed	WATER
SO0007169	414 CARTER	1/5/2026	Cutoff	Void	WATER
SO0007143	1214 PINECREST	1/2/2026	Water Repairs/Maint	Completed	WATER
SO0007141	1500 N HENDRICK C 3	1/2/2026	Occupant Change	Void	WATER
SO0007173	1578 MOCKINGBIRD LN	1/1/2026	Disconnect	Completed	WATER
SO0007139	610 CARTER	12/31/2025	Sewer Repairs/Maint	Completed	WASTEWATER
SO0006149	309 N HENDRICK	12/31/2025	Connect	Open	WATER
SO0007138	101 FM 1818	12/30/2025	Sewer Repairs/Maint	Completed	WASTEWATER
SO0007135	212 HAMNER	12/30/2025	Disconnect	Completed	WATER
SO0007148	1106 LYNN	12/29/2025	Disconnect	Completed	WATER
SO0007130	304 PINE St	12/29/2025	Service Action	Completed	WATER
SO0007131	709 ASHFORD	12/29/2025	Water Repairs/Maint	Completed	WATER
SO0007132	716 PINWOOD	12/29/2025	Water Repairs/Maint	Completed	WATER
SO0007133	1314 GLASS	12/29/2025	Water Repairs/Maint	Completed	WATER
SO0007134	1106 LYNN	12/29/2025	Connect	Completed	WATER
SO0007136	1500 N HENDRICK B 5	12/29/2025	Reinstate	Completed	WATER

SO0007129	704 CYPRESS	12/26/2025	Service Action	Completed	WATER
SO0007125	807 S MDWS	12/22/2025	Disconnect	Completed	WATER
SO0007126	807 S MDWS	12/22/2025	Connect	Completed	WATER
SO0007128	BORDEN	12/22/2025	Service Action	Completed	WATER
SO0007119	315 S FIRST	12/19/2025	Water Repairs/Maint	Open	WATER
SO0007120	206 RUTLAND	12/18/2025	Connect	Completed	WATER
SO0007123	206 RUTLAND	12/18/2025	Service Action	Completed	WATER
SO0007114	702 PINWOOD	12/18/2025	Street Repair/Maint	Completed	
SO0007115	306 PINE St	12/18/2025	Water Repairs/Maint	Completed	WATER
SO0007116	304 PINE St	12/18/2025	Water Repairs/Maint	Completed	WATER
SO0007118	206 RUTLAND	12/18/2025	Reinstate	Completed	WATER
SO0007124	304 WHITE OAK	12/17/2025	Connect	Open	WATER
SO0007113	1101 LAWRENCE	12/17/2025	Water Repairs/Maint	Completed	WATER
SO0007098	304 WHITE OAK	12/17/2025	Disconnect	Completed	WATER
SO0007110	205 N TEMPLE # B	12/16/2025	Service Action	Completed	WATER
SO0007111	210 RHONE	12/16/2025	Disconnect	Completed	WATER
SO0007103	707 ARRINGTON	12/15/2025	Disconnect	Completed	WATER
SO0007104	707 ARRINGTON	12/15/2025	Connect	Completed	WATER
SO0007105	408 N HENDRICK	12/15/2025	Sewer Repairs/Maint	Completed	WASTEWATER
SO0007106	303 FARRINGTON	12/15/2025	Street Repair/Maint	Completed	STREET
SO0007107	1301 S FIRST	12/15/2025	Water Repairs/Maint	Open	WATER
SO0007181	600 N TEMPLE	12/15/2025	Service Action	Completed	WATER
SO0007101	1303 RYAN CHAPEL RD	12/12/2025	Sewer Repairs/Maint	Completed	WASTEWATER
SO0007102	1303 RYAN CHAPEL RD	12/12/2025	Sewer Repairs/Maint	Completed	WASTEWATER
SO0007099	918 DOGWOOD RIDGE Dr	12/11/2025	Disconnect	Completed	WATER
SO0007100	918 DOGWOOD RIDGE Dr	12/11/2025	Connect	Completed	WATER
SO0007088	701 S TEMPLE	12/11/2025	Reinstate	Completed	WATER
SO0007089	605 N TEMPLE	12/11/2025	Reinstate	Completed	WATER
SO0007090	701 S TEMPLE	12/11/2025	Reinstate	Completed	WATER
SO0007091	1215 CYPRESS	12/10/2025	Disconnect	Completed	WATER

SO0007092	800 N TEMPLE	12/10/2025	Disconnect	Completed	WATER
SO0007093	416 BIRDSONG	12/10/2025	Disconnect	Completed	WATER
SO0007094	1500 N HENDRICK B 5	12/10/2025	Disconnect	Completed	WATER
SO0007096	413 S TEMPLE	12/10/2025	Disconnect	Completed	WATER
SO0007097	202 ARRINGTON	12/10/2025	Disconnect	Completed	WATER
SO0007085	1013 HOLUBEC	12/10/2025	Water Repairs/Maint	Completed	WATER
SO0007086	1303 N TEMPLE	12/10/2025	Water Repairs/Maint	Completed	WATER
SO0007087	707 ASHFORD	12/10/2025	Water Repairs/Maint	Completed	WATER
SO0007080	1217 WILLIE MASSEY	12/9/2025	Reinstate	Completed	WATER
SO0007081	700 LUMBERJACK Dr # A	12/9/2025	Reinstate	Completed	WATER
SO0007082	700 LUMBERJACK Dr # B	12/9/2025	Reinstate	Completed	WATER
SO0007083	700 LUMBERJACK DR (SPRINKLER) A	12/9/2025	Reinstate	Completed	WATER
SO0007084	102 BALLENGER	12/9/2025	Water Repairs/Maint	Completed	WATER
SO0007075	400 DEVEREAUX	12/8/2025	Water Repairs/Maint	Completed	WATER
SO0007076	320 S NEAL PICKETT	12/8/2025	Street Repair/Maint	Open	STREET
SO0007077	1108 CYPRESS	12/8/2025	Connect	Completed	WATER
SO0007078	712 DENNIS	12/8/2025	Reinstate	Completed	WATER
SO0007079	700 LUMBERJACK Dr # B	12/8/2025	Reinstate	Completed	WATER
SO0007069	1500 N HENDRICK # APT G	12/5/2025	Reinstate	Completed	WATER
SO0007071	1411 GLASS	12/5/2025	Disconnect	Completed	WATER
SO0007072	309 SAXTON	12/5/2025	Disconnect	Completed	WATER
SO0007073	406 N TEMPLE Dr	12/5/2025	Reinstate	Completed	WATER
SO0007074	1411 GLASS	12/5/2025	Connect	Completed	WATER

Code Compliance Report – December 2025

Bank and Post Office- Daily

Mechanical Permit- 100 Maynard St.

Roofing Permit- 729 Nelson St.

Storage Building Permit- 304 Rutland St.

Vendor Permit- Backyard Butchers

Certificate of Occupancy- 926 Lindsey, 1023 Denman, 1025 Denman, 1027 Denman

Inspections – 1012 Holubec, 205 Rutland, 1101 Lawrence, 363 Avalon, 203 Chandler, 361 Avalon

Animal control picked up a sick dog and dropped it off at Angelina Animal Hospital for treatment. The family who found it may reclaim it once it has recovered.

I spoke with a couple concerning the newly divided property on Arrington. They requested a new address and inquired about the permitting process for a new build.

I have had inquiries about properties near the bypass. The most asked question is concerning utility availability for the area. Most asked if the properties in that area have been annexed. If I do not have the requested information readily available, I transfer them to Jason.

We will be adding a backup inspector for when our normal inspector is not available. Our current inspector recommended Andrew Ray. Jason knows Mr. Ray and is comfortable with him filling in when necessary.

I took the last 2 weeks of December off for vacation.

.

Samantha Durham
Director of Finance



400 Kenley
PO Box 340
Diboll TX, 75941
(936)829-4757
Fax: (936)829-1179
Email: sdurham@cityofdiboll.com

CITY OF DIBOLL

Interoffice Memorandum

DATE: January 13, 2026
TO: Mayor and Council Members
THRU: Jason Arnold, City Manager
SUBJ: Finance Department Reports

FINANCE

Including December 2025 Financials Report

PROJECT STATUS REPORT

2024 - 2025 Audit

BrooksWatson & Co., PLLC will conduct the 2024-2025 Financial Audit and AFR.

Estimated Completion Date: March 2026
Status: 50% Complete

Windows 11 Migrations

With Microsoft phasing out support for Windows 10, we are migrating to Windows 11 to stay secure and supported.

This upgrade is also required under our cybersecurity liability agreement. To remain in compliance and protect our systems, we must use a supported operating system – and 16 of our devices don't meet Windows 11's hardware requirements.

By refreshing this hardware, we're not only meeting compliance – we're also providing staff with faster, more reliable tools, improving both security and day-to-day performance.

Estimated Completion Date: February 2026
Status: 25% Complete

Franchise & Sales Tax Audit

Azavar will conduct the contingency-based audit of our sales tax and franchise tax revenue.

There is no upfront cost to the City. The audit firm is only paid if they recover funds:

- 30% of recovered sales tax, for a term of 22 months
- 39% of recovered franchise tax, for a term of 36 months

This is a risk-free opportunity to ensure we're receiving all the revenue we're entitled to. Any findings would be a net gain for the City.

Estimated Completion Date: Undetermined
Status: 50% Complete

Fond regards,



CERTIFIED EXECUTIVE CLOSED SESSION AGENDA

On this the 13th day of January, 2026, the governing body of the City of Diboll convened in Executive Closed Session of the City Council held at the Diboll City Hall at 400 Kenley, Diboll Texas with the following present to wit:

- | | |
|--|--------------------------------|
| <input type="checkbox"/> Trey Wilkerson, Mayor | <input type="checkbox"/> _____ |
| <input type="checkbox"/> Daniel Lopez, Mayor Pro-Tem | <input type="checkbox"/> _____ |
| <input type="checkbox"/> Schuyler Bacon, Council Member | <input type="checkbox"/> _____ |
| <input type="checkbox"/> Luis Maldonado, Council Member | <input type="checkbox"/> _____ |
| <input type="checkbox"/> Nora Munoz, Council Member | <input type="checkbox"/> _____ |
| <input type="checkbox"/> J. Ruben Terrazas, Council Member | <input type="checkbox"/> _____ |
| <input type="checkbox"/> Ray Williams, Jr., Council Member | <input type="checkbox"/> _____ |

The following is an agenda of an Executive Session of the City of Diboll, Texas, held pursuant to the Texas Open Meetings Act, Government Code Section:

- | | |
|--|--|
| <input type="checkbox"/> 551.071 – Litigation/Consultation with Attorney | <input type="checkbox"/> 551.076 Security Personnel or Devices |
| <input type="checkbox"/> 551.072 – Real Property | <input type="checkbox"/> 551.086 Test item (SB 59S) |
| <input type="checkbox"/> 551.073 – Prospective Gift | <input type="checkbox"/> 551.087 Economic Development Negotiations (SB 1851) |
| <input checked="" type="checkbox"/> 551.074 – Personnel Matters | |

Agenda Item #1:

Action Taken: Yes No

Agenda Item #2 Action Taken: Yes No

Agenda Item #3 Action Taken: Yes No

I, Mayor Trey Wilkerson, certify the above agenda is a true and accurate record of the proceedings.

Trey Wilkerson, Mayor

Witness



Convened into Executive Session at: _____

Exited back to Regular Session at: _____

*Note: this certified agenda must be kept a minimum of two years after the date of the Executive Session and is confidential. A person who knowingly and without lawful authority makes this record public commits a Class B misdemeanor and may be held liable for actual damages, court costs, reasonable attorney fees, and exemplary damages. Texas Government Code § 551.145.